



County Impact of Gas Tax Freeze

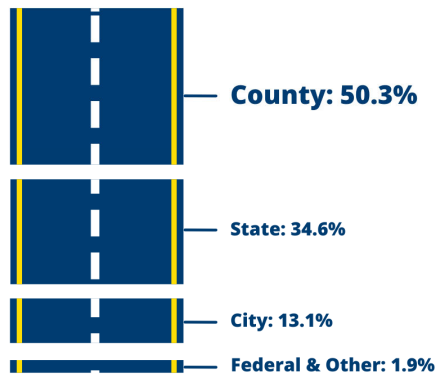
Interim Joint Committee on Appropriations and Revenue

July 6, 2022

County Infrastructure at a Glance

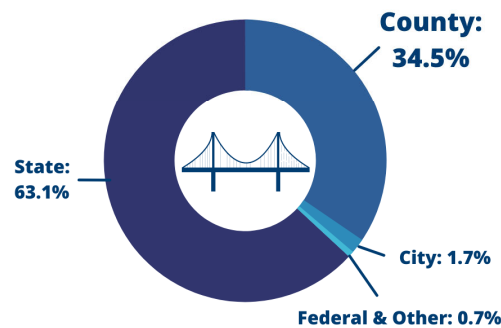
Roads by Owner

80,006 miles in Kentucky



Bridges by Owner

14,410 bridges in Kentucky



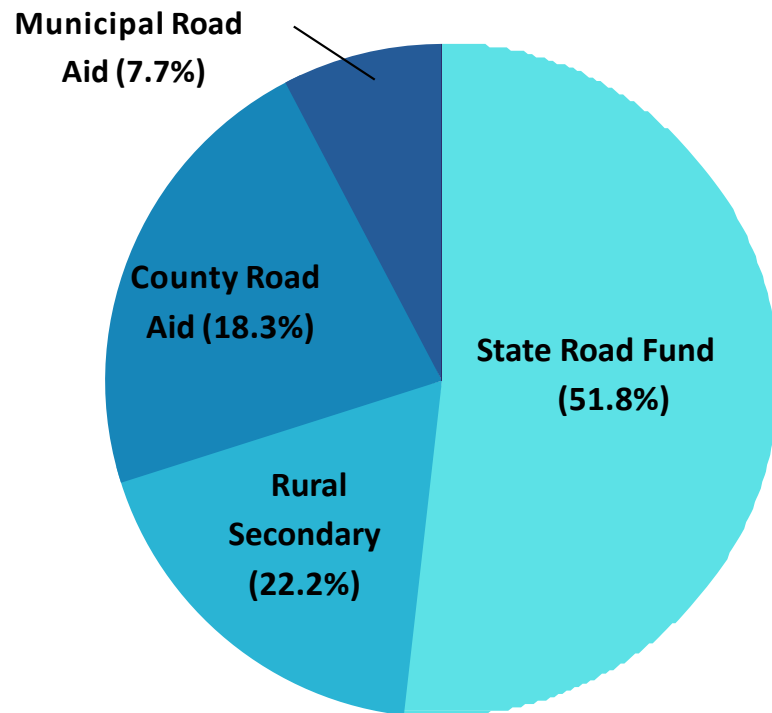
- Counties own and maintain **half** of the road miles and over a **third** of the bridges in the state.
- In many rural counties, closer to two-thirds of road miles are maintained by the county.

Source: USDOT Federal Highway Administration, Highway Statistics 2020 (road miles) & National Bridge Inventory as of 6/15/2021 (bridges).



County Road Aid Model

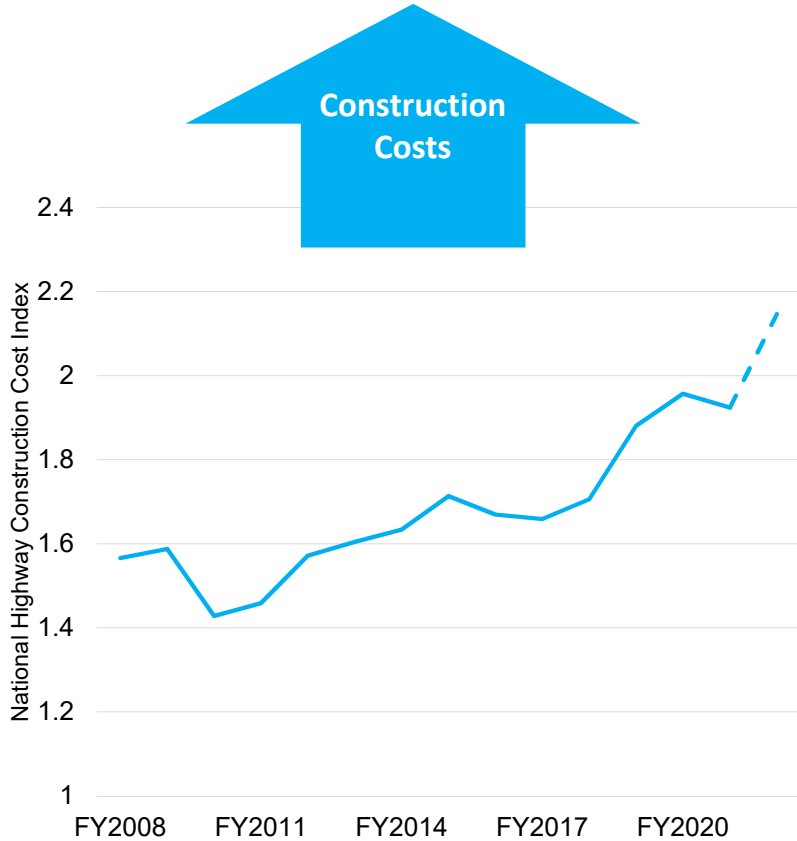
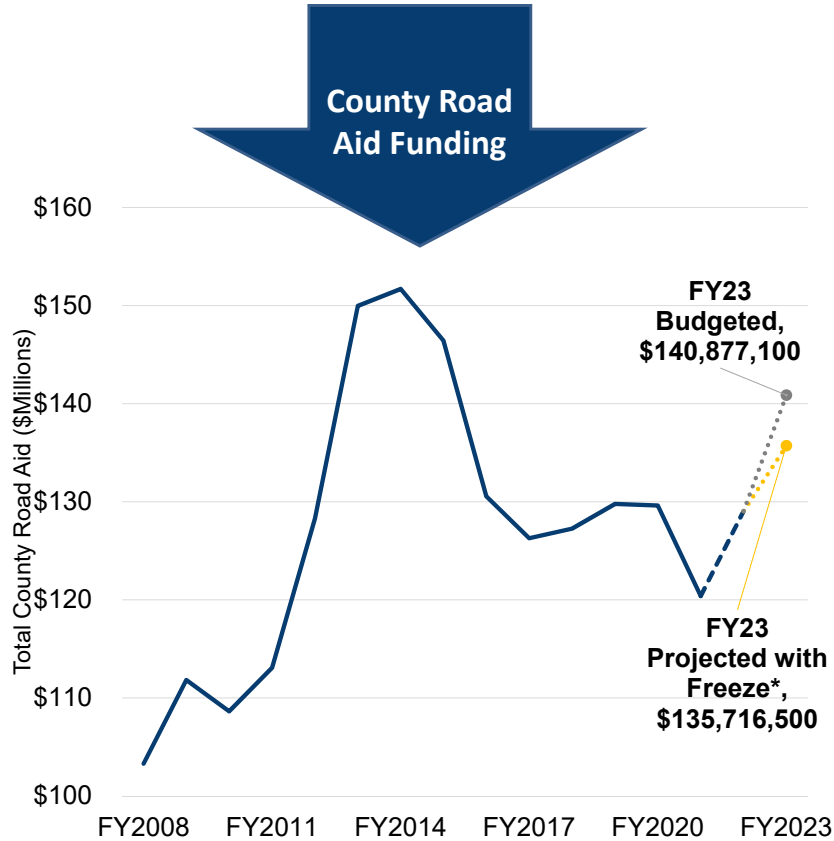
Motor Fuels Revenue Sharing Model



- **The sole source of funding for county road aid is the motor fuels tax.**
- Counties receive 18.3% of the motor fuels tax revenue allocated through the revenue sharing model.
- County road aid is distributed to counties based on the formula of fifths.



County Road Aid Funding



Source: KYTC Financial Report to Management (FY2008-FY2021),
 *Projected revenue based on gas tax freeze through mid-January 2023 (provided by Department of Rural and Municipal Aid)

Source: FHWA National Highway Construction Cost Index (2007 Q3- 2021 Q4)



Contact Us



Jim Henderson

Executive Director/CEO
jim.henderson@kaco.org