

# Kentucky

## Freight Rail 2021 Data

Freight railroads .....	15
Freight railroad mileage .....	2,673
Freight rail employees .....	2,457
Average wages and benefits per employee .....	\$128,850
Railroad retirement beneficiaries .....	13,200
Railroad retirement benefits paid .....	\$339 million

### Quick Facts



**Privately Owned:** Freight railroads operate on a nearly 140,000-mile network they almost exclusively own, maintain and pay for themselves.



**Sustainable:** Railroads are the most fuel efficient way to move freight over land. It would have taken approximately 1.3 million additional trucks to handle the 22.6 million tons of freight that originated by rail in Kentucky in 2021.

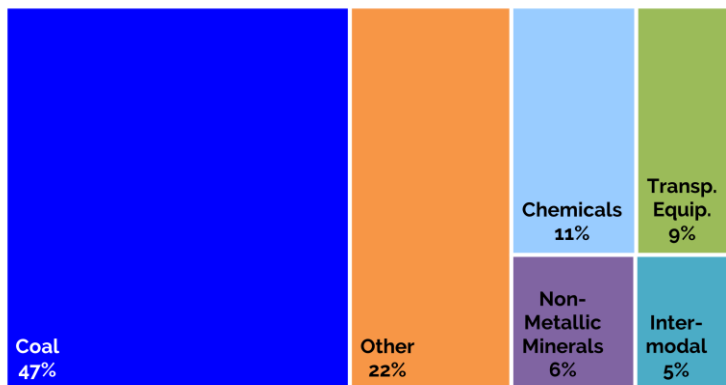


**Economic Driver:** Railroads haul 1/3 of U.S. exports and serve nearly every sector of the economy, from moving the food we eat to the chemicals that treat our water.

### Rail Traffic Originated in 2021

Total Tons: 22.6 million

Total Carloads: 366,400



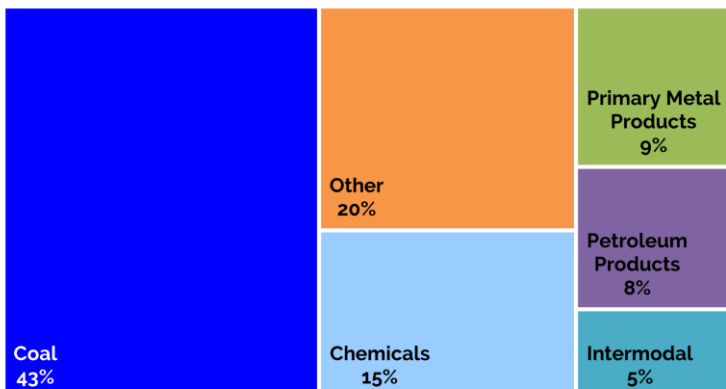
Commodity	Tons (mil)	Carloads
Coal	10.6	90,700
Chemicals	2.5	26,300
Transportation Equip.	2.0	94,800
Nonmetallic Minerals	1.4	13,300
Intermodal	1.1	80,900
Other	5.0	60,300

Source: AAR analysis of industry data  
(% based on tonnage)

### Rail Traffic Terminated in 2021

Total Tons: 19.4 million

Total Carloads: 269,400



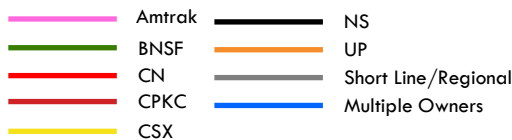
Commodity	Tons (mil)	Carloads
Coal	8.4	71,500
Chemicals	2.9	30,600
Primary Metal Products	1.7	18,500
Petroleum Products	1.5	18,900
Intermodal	1.0	74,600
Other	3.9	55,400

Source: AAR analysis of industry data  
(% based on tonnage)

	Miles Operated In Kentucky in 2021
<b>Class I Railroads</b>	
BNSF Railway Company	98
Canadian National	97
CSX Transportation	1,629
Norfolk Southern Corp.	429
Union Pacific Railroad Co.	12
	<hr/> 2,265
<b>Regional Railroads</b>	
Paducah & Louisville Railway	280
	<hr/> 280
<b>Short Line Railroads</b>	
Fredonia Valley Railroad	10
Knoxville and Cumberland Gap Railroad	2
KWT Railway	12
Louisville & Indiana Railroad	4
R. J. Corman - Bardstown Line	20

Kentucky 2021 Totals	Number of Freight Railroads	Miles Operated	
		Excluding Trackage Rights	Including Trackage Rights
Class I	5	2,056	2,265
Regional	1	280	280
Short Line	9	337	337
<b>Total</b>	<b>15</b>	<b>2,673</b>	<b>2,882</b>

Miles Operated In Kentucky in 2021	
<b>Short Line Railroads, cont.</b>	
R. J. Corman - Central Kentucky Lines	148
R. J. Corman - Memphis Line	77
Tennken Railroad	9
Transkentucky Transportation Railroad	55
	<hr/> 337



Map is based on the 2022 North American Rail Network published by the U.S. Department of Transportation. Some mileage figures are AAR estimates.

**Class I Railroad:** A railroad with 2021 operating revenues of at least \$943.9 million. **Regional Railroad:** A non-Class I line-haul railroad that has annual revenues of at least \$40 million, or that operates at least 350 miles of road and revenues of at least \$20 million. **Short Line Railroad:** A railroad which is neither a Class I nor a Regional Railroad.