

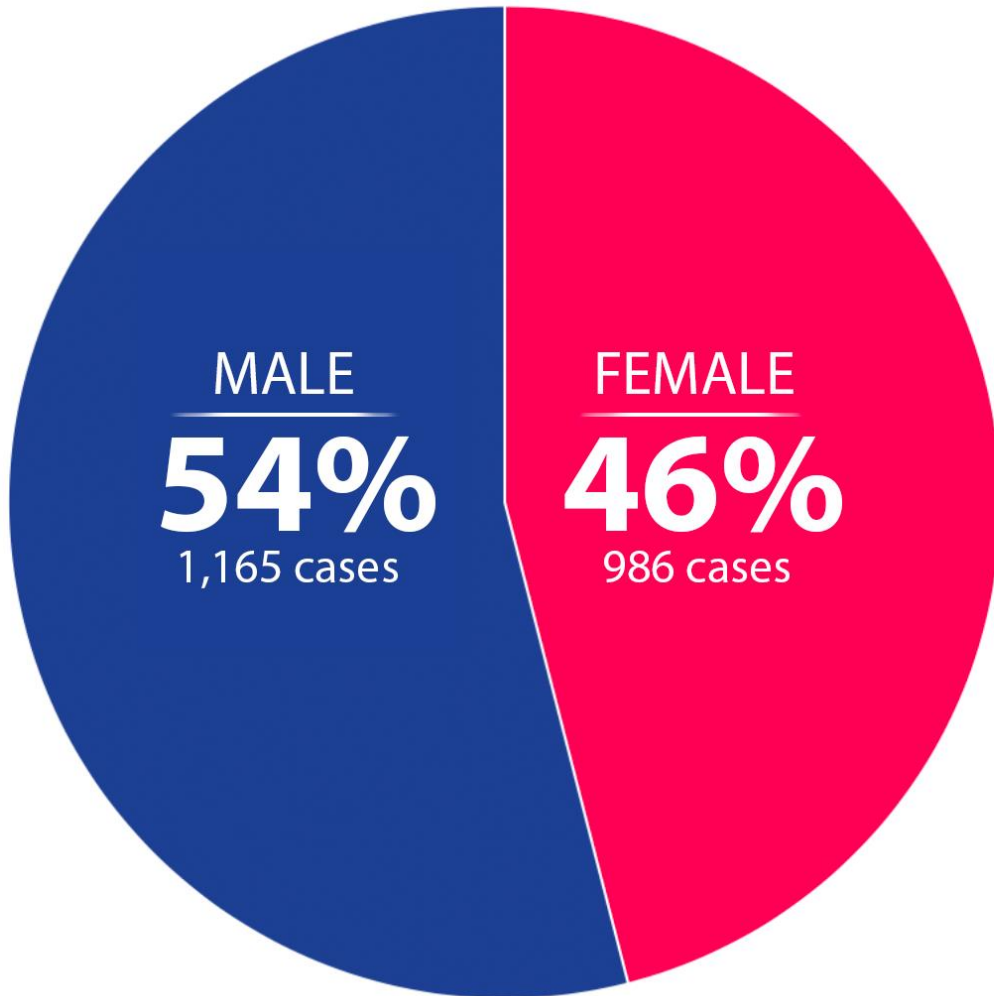
Childhood Cancer in Kentucky 2007 - 2016

Eric B. Durbin, DrPH, MS
Director, Kentucky Cancer Registry

Appropriations and Revenue Committee Meeting
September 10, 2019

Childhood Cancer Incidence in Kentucky All Sites, 2007 - 2016

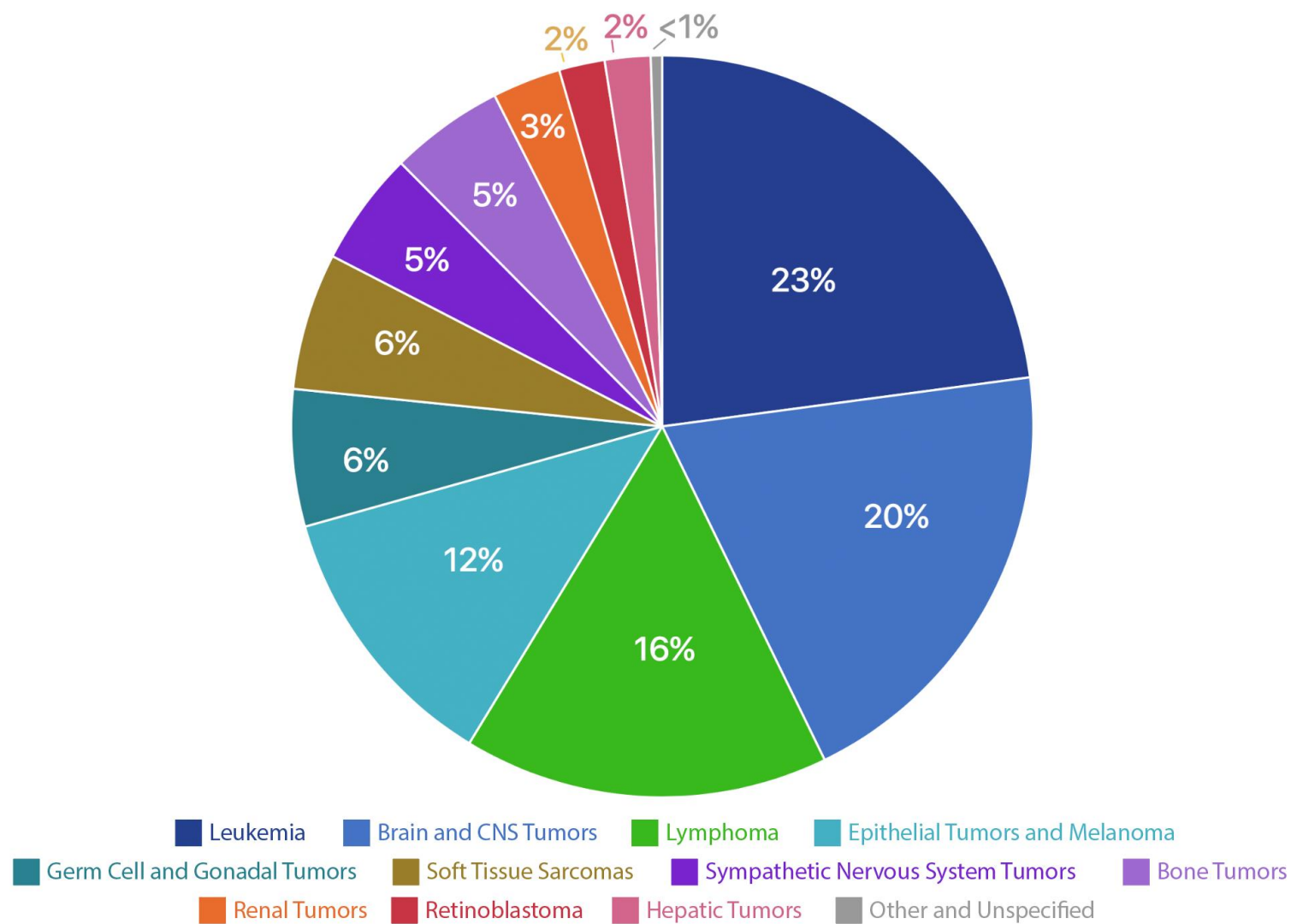
PROPORTION OF CASES BY SEX



- 2,151 Children and families impacted
- > 4 New cases diagnosed every week for the past 10 years (on average)

Childhood Cancer Incidence in Kentucky By Site Group, 2007 - 2016

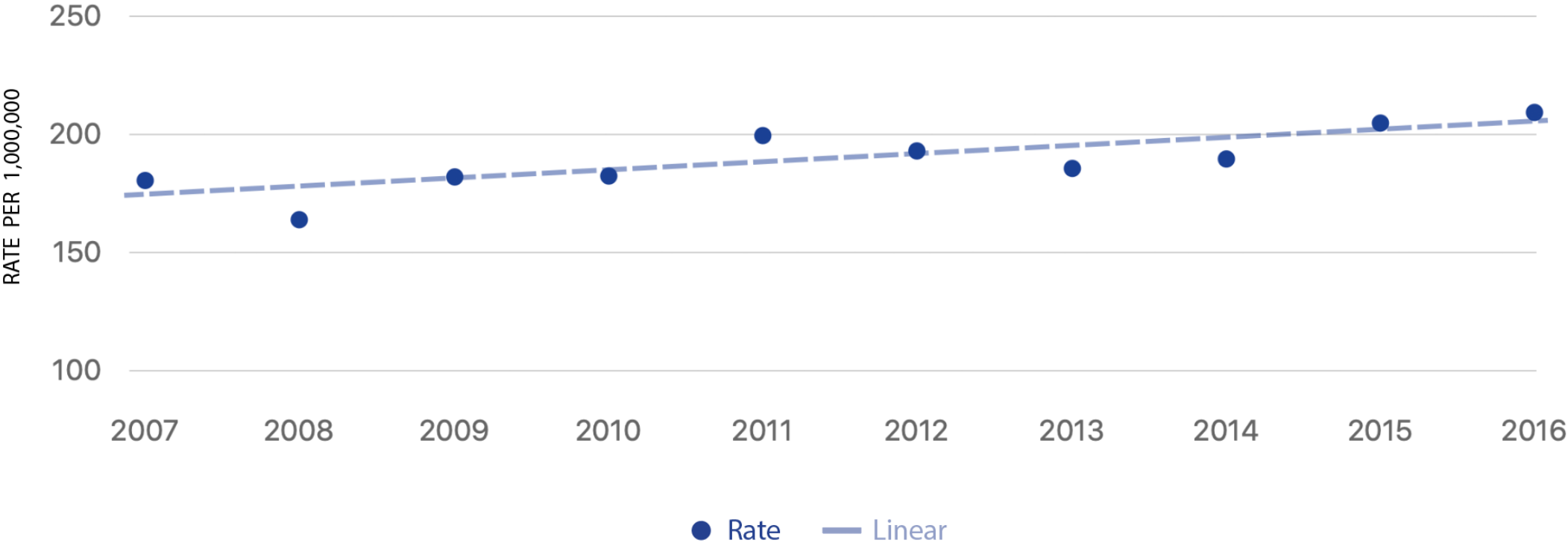
PROPORTION OF CASES BY SITE GROUP



Childhood Cancer Incidence Rates in Kentucky

All Sites, 2007 - 2016

AGE-ADJUSTED INCIDENCE RATE TREND (BOTH SEXES)

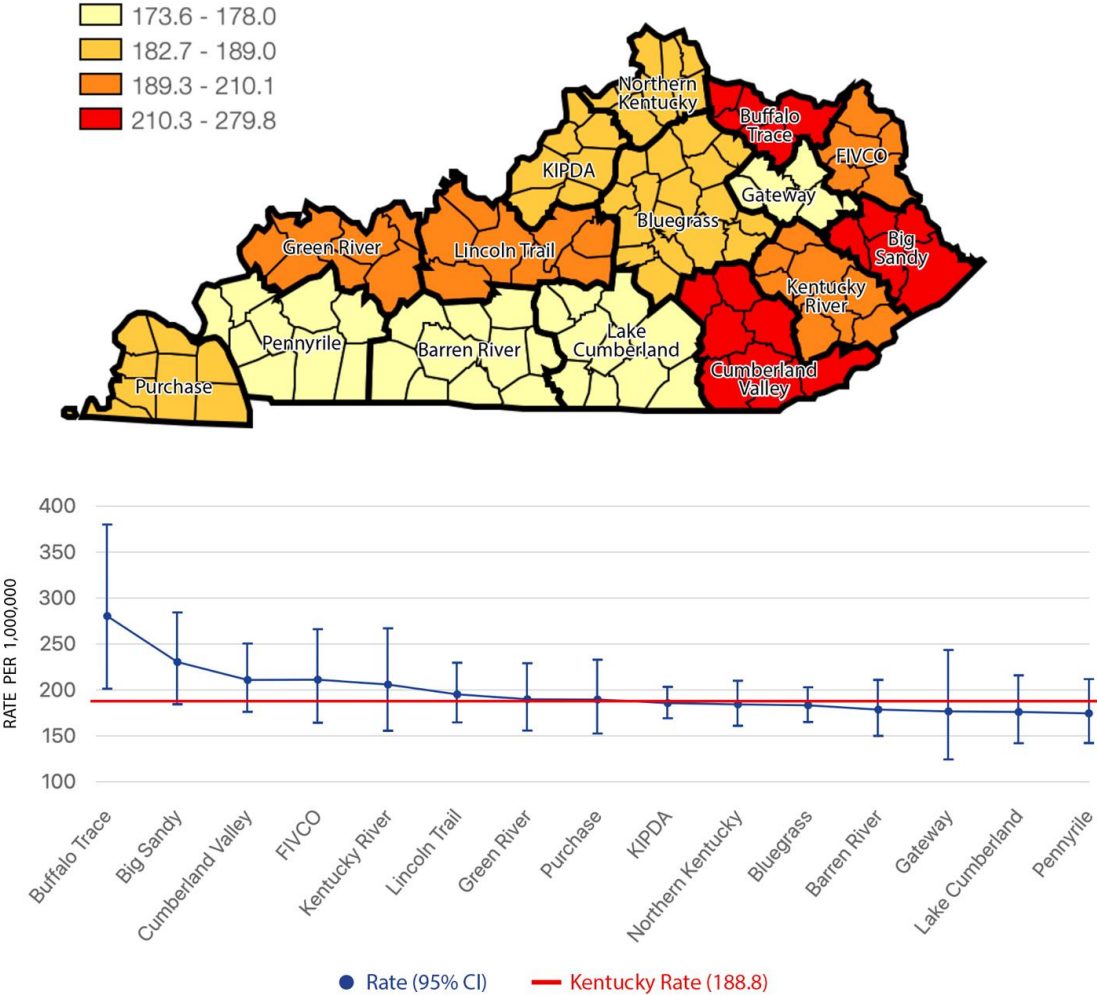


Incidence rates have increased approximately 1.8% annually over this ten year time period. The trend line shown in the figure is based on a linear regression. The 1.8% annual percent change (APC) is calculated using the Joinpoint Trend Analysis software package developed by NCI SEER (<https://surveillance.cancer.gov/joinpoint/>)

Childhood Cancer Incidence Rates in Kentucky

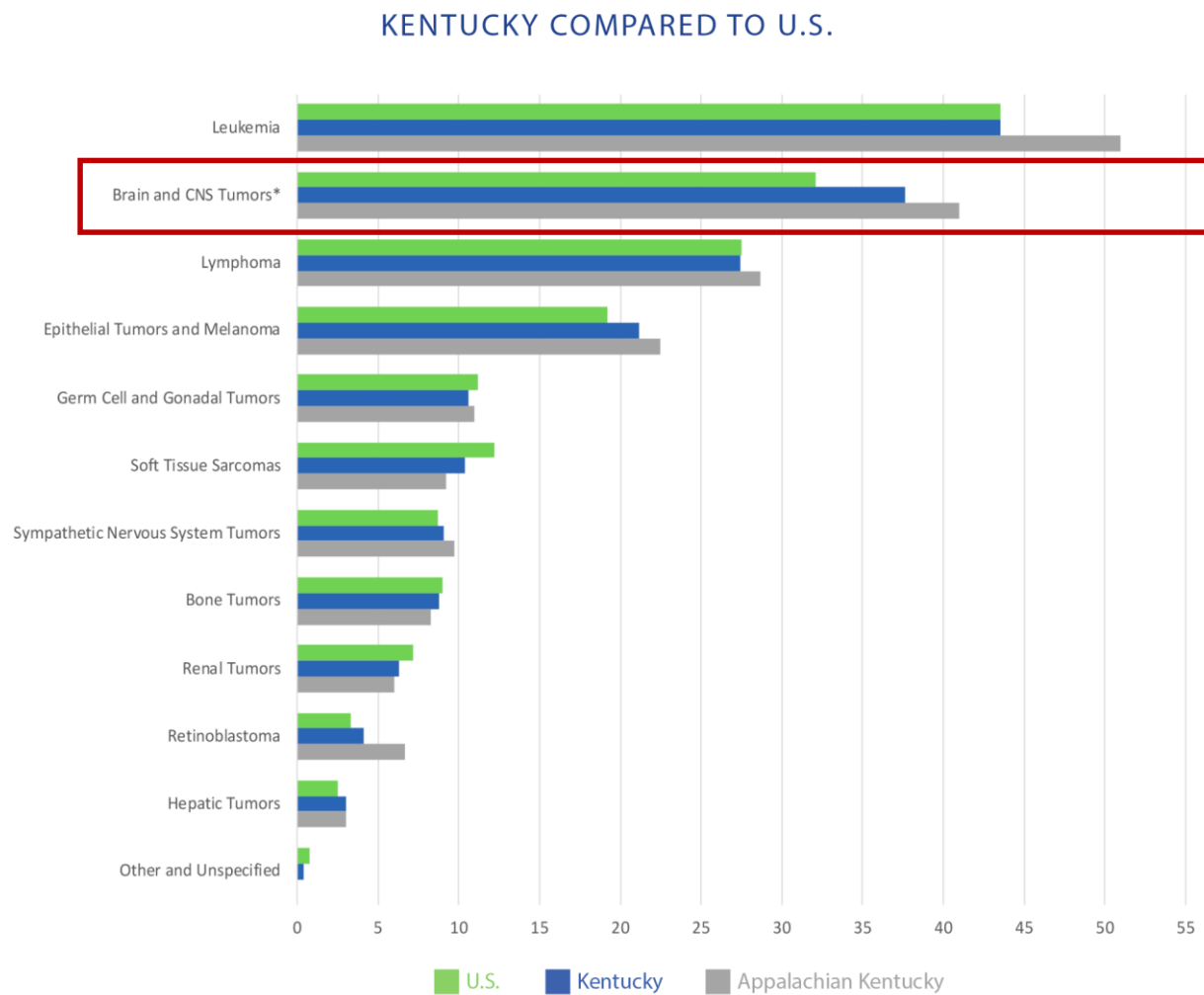
All Sites, 2007 - 2016

AGE-ADJUSTED RATES BY AREA DEVELOPMENT DISTRICT



Note: All rates are per 1,000,000. Rates are age-adjusted to the 2000 U.S. Standard Million Population.

Age-Adjusted Childhood Cancer Incidence Rates By Site Group, 2006 - 2015



*P < 0.05 (Kentucky and Appalachian Kentucky rates compared to the U.S. rate)

Note: All rates are per 1,000,000. Rates are age-adjusted to the 2000 U.S. Standard Million Population.

Age-Adjusted Childhood Cancer Incidence Rates By Site Group, 2006 - 2015

KENTUCKY RANKINGS COMPARED TO ALL U.S. STATES

Site Group	Ranking Highest to Lowest
Leukemia	36th
Brain and CNS Tumors	6th
Lymphoma	27th
Epithelial Tumors and Melanoma	13th
Germ Cell and Gonadal Tumors	23rd
Soft Tissue Sarcomas	47th
Sympathetic Nervous System Tumors	16th
Bone Tumors	24th
Renal Tumors	40th
Retinoblastoma	5th
Hepatic Tumors	5th
Other and Unspecified	30th
All Sites	22nd

Question/Discussion

Contact Information:

Eric B. Durbin, DrPH, MS

Director, Kentucky Cancer Registry

Telephone: 859-218-3182

E-mail: ericd@kcr.uky.edu



Reference:

Kentucky Cancer Registry. Childhood Cancer Incidence Report 2007-2016. Lexington, KY: University of Kentucky, Markey Cancer Control Program; 2018.

https://www.kcr.uky.edu/kcr/KCR_Childhood_Report_2018_final.pdf