



# Medicaid Oversight and Advisory Committee

## Behavioral Health Service Utilization with and without Prior Authorization

Leslie Hoffmann, Chief Behavioral Health Officer  
Veronica Judy-Cecil, Senior Deputy Commissioner  
July 2021

# Behavioral Health (BH) Medicaid Covered Services- Most BH services required prior authorization before the public health emergency (PHE) and all have been removed during the PHE.

- Screening
- Assessment
- Service/Treatment Planning
- Psychological Testing
- Crisis Intervention
- Mobile Crisis
- Day Treatment
- Intensive Outpatient (MH & SUD)
- Partial Hospitalization
- Applied Behavior Analysis
- Targeted Case Management
- Individual, Group & Family Psychotherapy
- Residential Services for SUD
- Assertive Community Treatment (MH only)
- Peer Support Services
- Comprehensive Community Support Services (MH only)
- Residential Crisis Stabilization
- Inpatient Chemical Dependency Treatment
- Therapeutic Rehabilitation Services

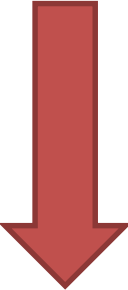
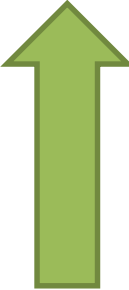
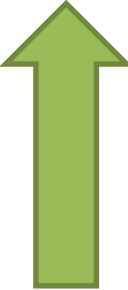
## Utilization of BH Services with Prior Authorizations April 01, 2019-March 31, 2020

Members	Claims	Total Cost
<b>1,630,891</b>	<b>4,227,651</b>	<b>\$541,628,257</b>

## Utilization of BH Services without Prior Authorizations April 01, 2020-March 31, 2021

Members	Claims	Total Cost
<b>1,559,336</b>	<b>4,642,745</b>	<b>\$591,764,893</b>

# Impact of BH Services with and without Prior Authorizations

Members	Claims	Total Cost
 71,555	 415,094	 \$50,136,636

# BH Expenditures by Provider Type with and without PA

Provider Type	April 2019-March 2020	April 2020-March 2021	Percent Change
Community Mental Health Center	\$172,929,237.72	\$152,332,064.88	-13.5%
Behavioral Health Service Organization (BHSO)	\$144,384,751.90	\$210,646,849.31	31.5%
Licensed Alcohol and Drug Counselors	\$787,383.60	\$1,958,983.81	59.8%
Licensed Behavioral Analyst	\$705,981.19	\$1,569,588.12	55.0%
Licensed Clinical Social Worker	\$7,832,743.64	\$10,060,082.26	22.1%
Licensed Marriage and Family Therapist	\$1,456,005.73	\$2,100,620.48	30.7%
Licensed Professional Art Therapist	\$71,520.12	\$69,634.48	-2.7%

# BH Expenditures by Provider Type with and without PA

Provider Type	April 2019-March 2020	April 2020-March 2021	Percent Change
Psychiatric Hospital	\$4,255,182.98	\$3,112,271.13	-36.7%
Psychologist	\$2,138,258.22	\$2,405,717.99	11.1%
Behavioral Health Multi-Specialty Group	\$77,512,188.91	\$94,953,202.11	18.4%
(PRTF) L II	\$1,282,769.00	\$937,967.00	-36.8%
(PRTF) LI	\$13,787.99	\$598.34	-2204.4%
Residential Crisis Stabilization Units	\$1,840,584.27	\$296,234.49	-521.3%
Licensed Professional Clinical Counselor	\$12,815,285.88	\$15,794,039.76	18.9%
Licensed Psychological Practitioner	\$219,326.79	\$220,216.14	0.4%



We look forward to your collaboration and recommendations.

Please share your ideas, comments, concerns, or questions with us.

[DMS.ISSUES@KY.GOV](mailto:DMS.ISSUES@KY.GOV)