

KYTC Road Fund Update

2/25/19

Paul Looney

KYTC Deputy Secretary



MISSION

To provide a safe, efficient, environmentally sound and fiscally responsible transportation system that delivers economic opportunity and enhances the quality of life in Kentucky.



OUR FOCUS

Safety *Communication* *Teamwork* *Efficiency* *Innovation*

KENTUCKY TRANSPORTATION CABINET



Road Fund Status

- Outpacing Projections +\$50M for FY 2019

Headwinds:

- BUILD – \$48M New money. Required \$27M road funds accelerated.
- INFRA - \$67M New money. Required \$35M road funds accelerated.
- \$22M – Significant Maintenance
 - Rockfalls, Landslide
- FEMA - \$34M Backlog.



Kentucky's FY 2018-FY 2024 Highway Plan

	Recommended	Enacted	Additional
FY 2018-2020	\$2.48B	\$2.68B	\$200M
FY 2021-2022	\$1.99B	\$2.75B	\$750M
FY 2023-2024	\$2.17B	\$3.06B	\$880M



Delivery Progress

	Bridge	Pavement	Mobility
Budgeted	\$518M	\$343M	\$1.16B
% Delivered	10%	14%	33%
\$ Delivered	\$105M	\$70M	\$438M
% Scheduled	78%	10%	52%
\$ Scheduled	\$413M	\$46M	\$387M

- Balanced Plan = Improved Delivery
- On Track to exceed previous performance measures
- Does not include \$125M of resurfacing lettings.



CALENDAR YEAR 2018 CONSTRUCTION AWARDS

CALENDAR YEAR 2018 CONSTRUCTION AWARDS: \$812 MILLION

- **FEDERAL FUNDING: \$530 MILLION**
- **STATE FUNDING: \$27 MILLION**
- **STATE MAINTENANCE FUNDING: \$255 MILLION**
- **COMBINED TOTAL AWARDS: \$812 MILLION**




PROJECTED CALENDAR YEAR 2019 CONSTRUCTION AWARDS

KYTC ANTICIPATES LETTING TO CONSTRUCTION DURING CALENDAR YEAR 2019
BETWEEN \$800 MILLION TO \$850 MILLION.



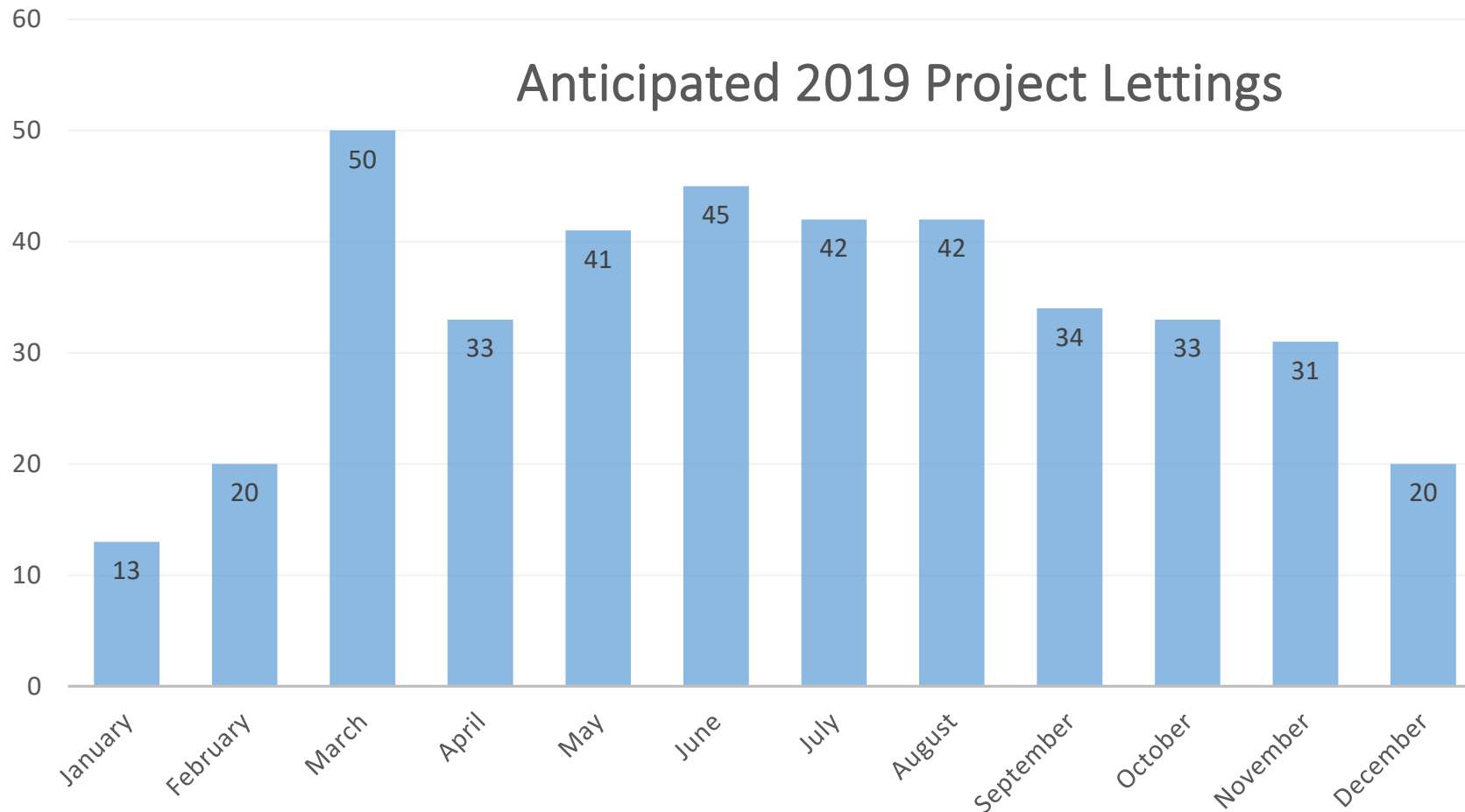
Bridging Kentucky Progress

 BRIDGING KENTUCKY	Bridge Project Lettings	2019-20 SYP Funding	Construction awards/ estimates
CY 2018	31	\$20.6M	\$16.9M
Jan. 2019	13	\$9.4M	\$6.2M
Feb. 2019	20	\$14.6M	\$10.8M
TOTAL	66	\$44.6M	\$33.9M

- Projects awarded across the state (35 counties).
- Average project costs below SYP estimates.
- Approximately 10 bridges open to traffic.



BRIDGING KENTUCKY PROGRAM TO EXPEDITE BRIDGE PROJECTS



**Planned
lettings: 400+**

**Estimated
construction
costs: \$239.1M**

**Accelerated projects:
120**

Priorities: Safety,
condition, impacts on
buses/emergency
vehicles



- **Data-Driven, Transparent, Collaborative**


- **2018 Plan Results**

○ **495 Safety and Mobility Projects**

85 Relate to Ferry Operations and Various Funding

303 Originate from SHIFT

○ **State Funds Less Over-programmed**



How **SHIFT** Prioritizes Transportation Projects

1. The List



2. Sponsorship



3. Review and Scoring




4. Statewide Priorities



5. Local Boosting



6. Regional Priorities









7. Recommended State Highway Plan



8. Enacted State Highway Plan



SHIFT 2020 Schedule

Phases	Winter 2019	Spring 2019	Early Summer 2019	Late Summer 2019	Fall 2019	Winter 2019 - 2020	Spring 2020
Sponsorship							
Review and Scoring							
Statewide Priorities							
Local Boosting							
Regional Priorities							
Recommended State Highway Plan							
Enacted State Highway Plan							