

# KENTUCKY TRANSPORTATION CABINET

## Budget Review Subcommittee on Transportation

Robin Brewer, Executive Director, Office of Budget and  
Fiscal Management

February 10, 2020

2

## Road Fund Revenues

- FY19 – FY22 Revenues
- Historical Revenue Information
- Historical Cash Balance

# FY 2019: Road Fund Official Enacted Revenue Estimate vs. Actual Revenue

3

	<u>Official Enacted Revenue Est.</u>	<u>Actual</u>	<u>Surplus</u>
Motor Fuels	\$ 759.2	773.2	\$ 14.0
Motor Vehicle Usage	494.0	514.5	20.5
Other	253.4	278.3	24.9
<b>TOTAL</b>	<b>\$1,506.6</b>	<b>\$1,566.1</b>	<b>\$ 59.5</b>

(In Millions)

# FY 2020: Road Fund Revenue Estimate

4

	<u>Official Enacted Revenue Est.</u>	<u>Revised Off. Revenue Est.<sup>1</sup></u>	<u>Est. Surplus</u>
Motor Fuels	\$ 761.2	\$ 779.0	\$ 17.8
Motor Vehicle Usage	492.6	532.6	40.0
Other	256.0	261.2	5.2
<b>TOTAL</b>	<b>\$1,509.8</b>	<b>\$1,572.8</b>	<b>\$ 63.0</b>

(In Millions)

<sup>1</sup> Based on Dec 2019 CFG revised official estimates

# Road Fund Revenue Estimates

5

Road Fund	FY 2020 Revised Official Estimate	FY 2021 Official Estimate	FY 2022 Official Estimate
<b>Revenues</b>			
Motor Fuels	\$779.0	\$783.6	\$787.8
Motor Vehicle Usage	\$532.6	\$523.5	\$531.0
Motor Vehicle License	\$116.3	\$119.7	\$123.1
Weight Distance	\$84.1	\$84.6	\$85.0
Other	\$40.0	\$41.3	\$42.2
Motor Vehicle Operators	\$17.1	\$18.3	\$21.7
Investment	\$3.7	\$2.4	\$2.3
<b>Total Road Fund</b>	<b>\$1,572.8</b>	<b>\$1,573.4</b>	<b>\$1,593.1</b>

(In Millions)

# Road Fund Revenue Percentage Growth

6

Road Fund	FY 2020 Revised Official Estimate	FY 2021 Official Estimate	FY 2022 Official Estimate
<b>Percent Change</b>			
Motor Fuels	0.7%	0.6%	0.5%
Motor Vehicle Usage	3.5%	-1.7%	1.4%
Motor Vehicle License	-3.8%	2.9%	2.8%
Weight Distance	0.5%	0.6%	0.5%
Other	-11.4%	3.3%	2.2%
Motor Vehicle Operators	2.8%	7.0%	18.6%
Investment	-69.0%	-35.1%	-4.2%
<b>Total Road Fund</b>	<b>0.4%</b>	<b>0.0%</b>	<b>1.3%</b>

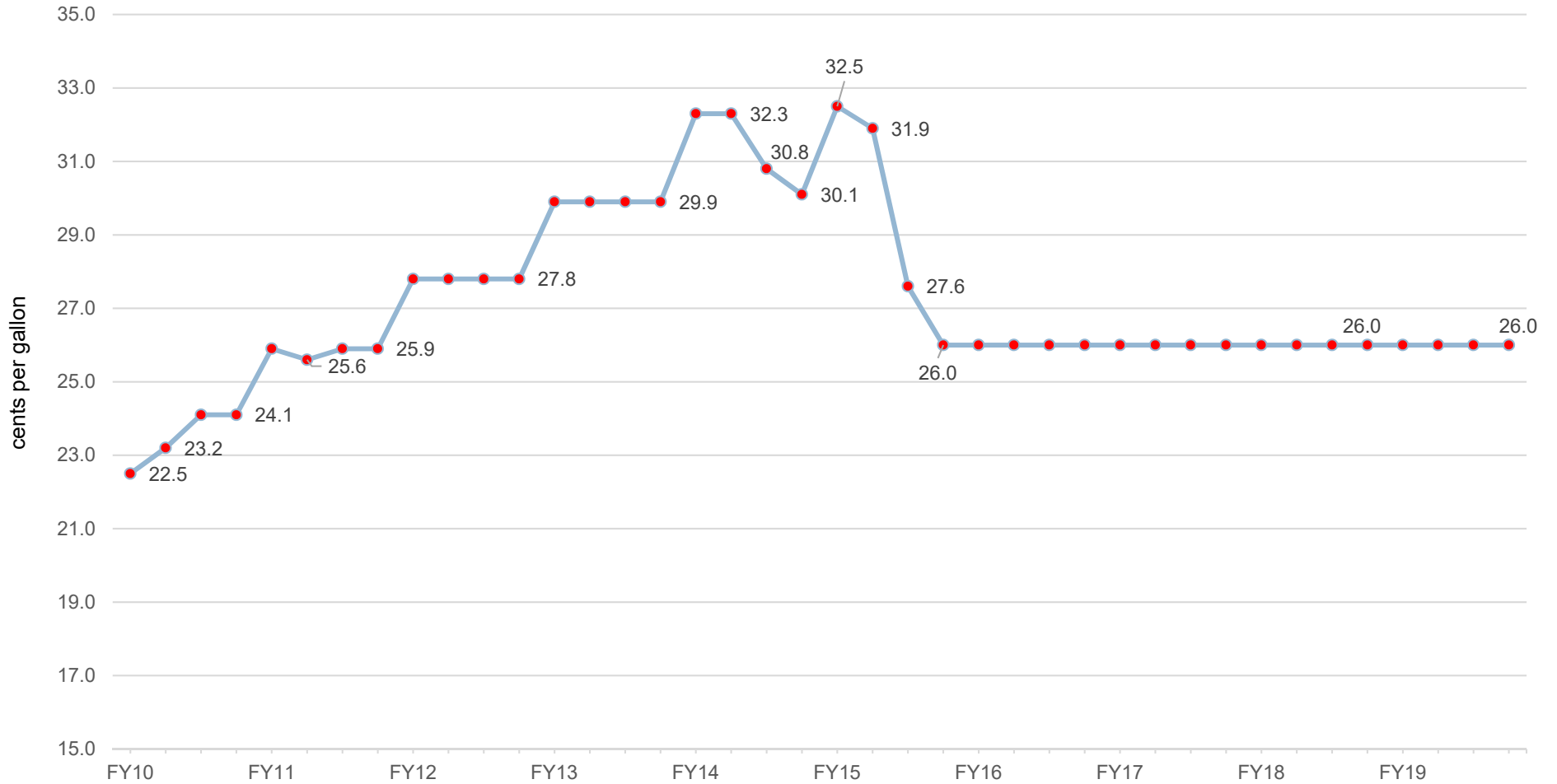
# Historical Motor Fuels Tax Revenues

7



# Kentucky's Motor Fuel Tax Rate FY 2010 through FY 2020

8

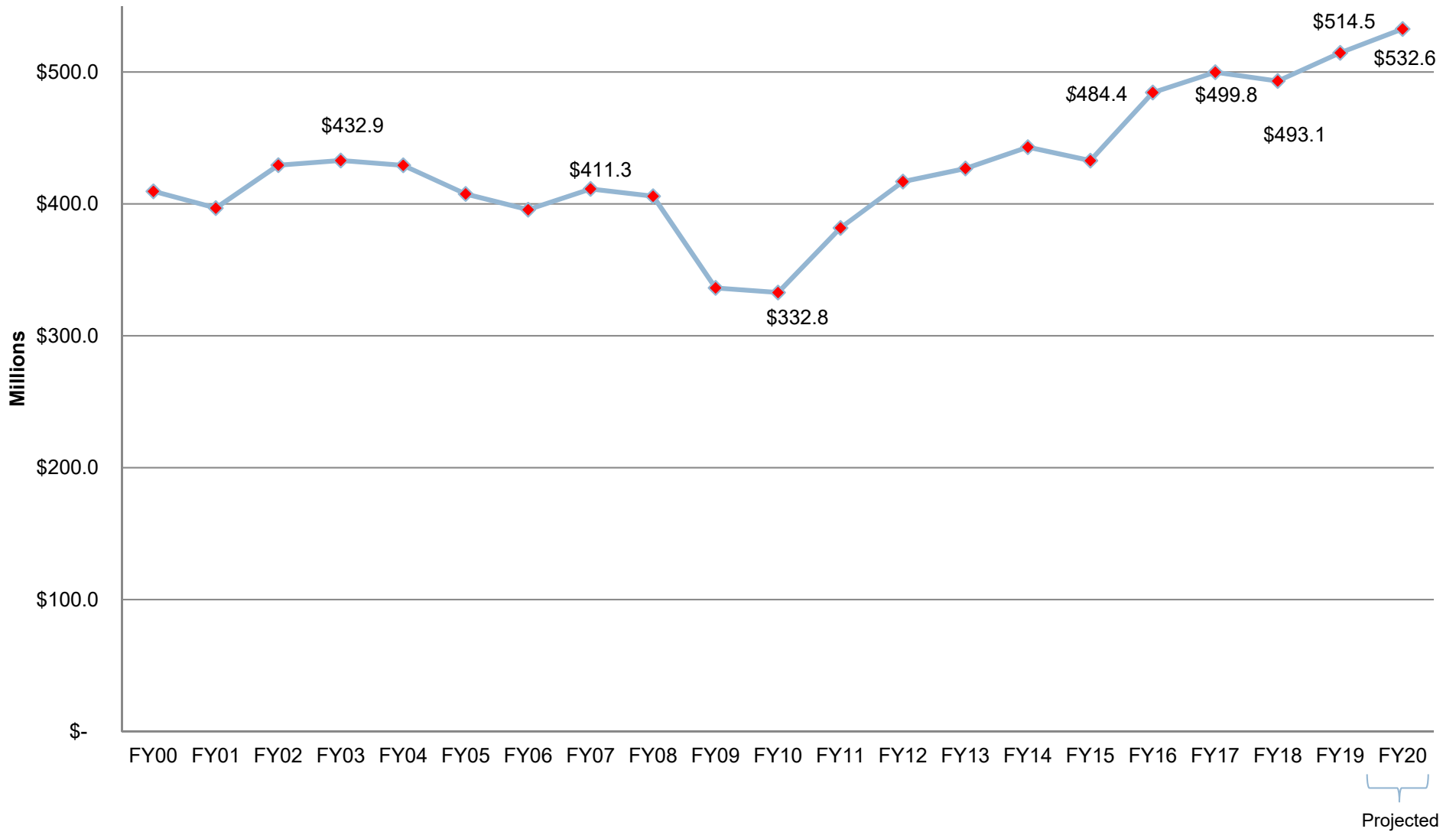


Includes 1.4 cpg for Petroleum Storage Tank Environmental Assurance Fund.

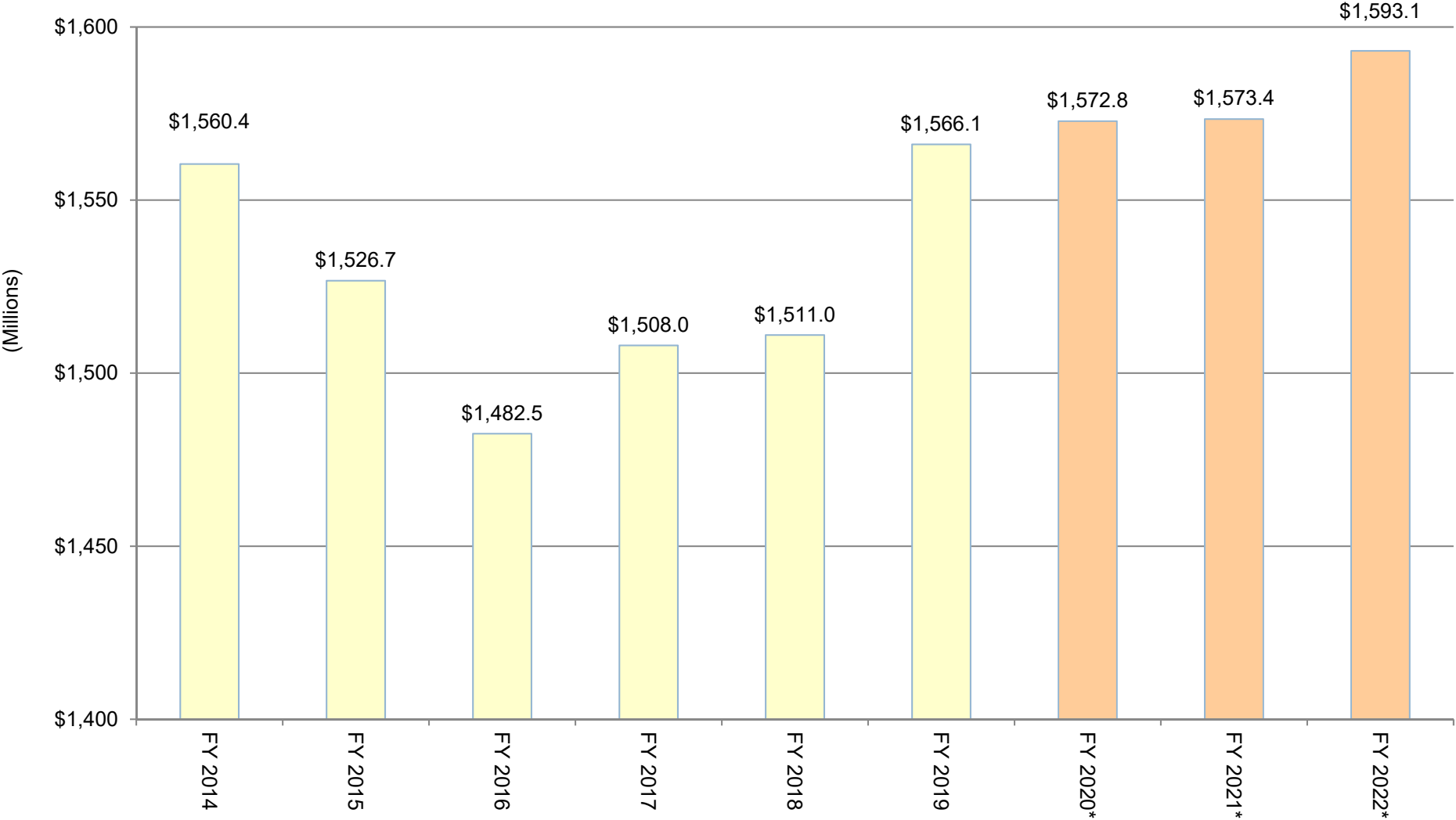


# Motor Vehicle Usage Tax Revenues FY 2000 through FY 2020

9



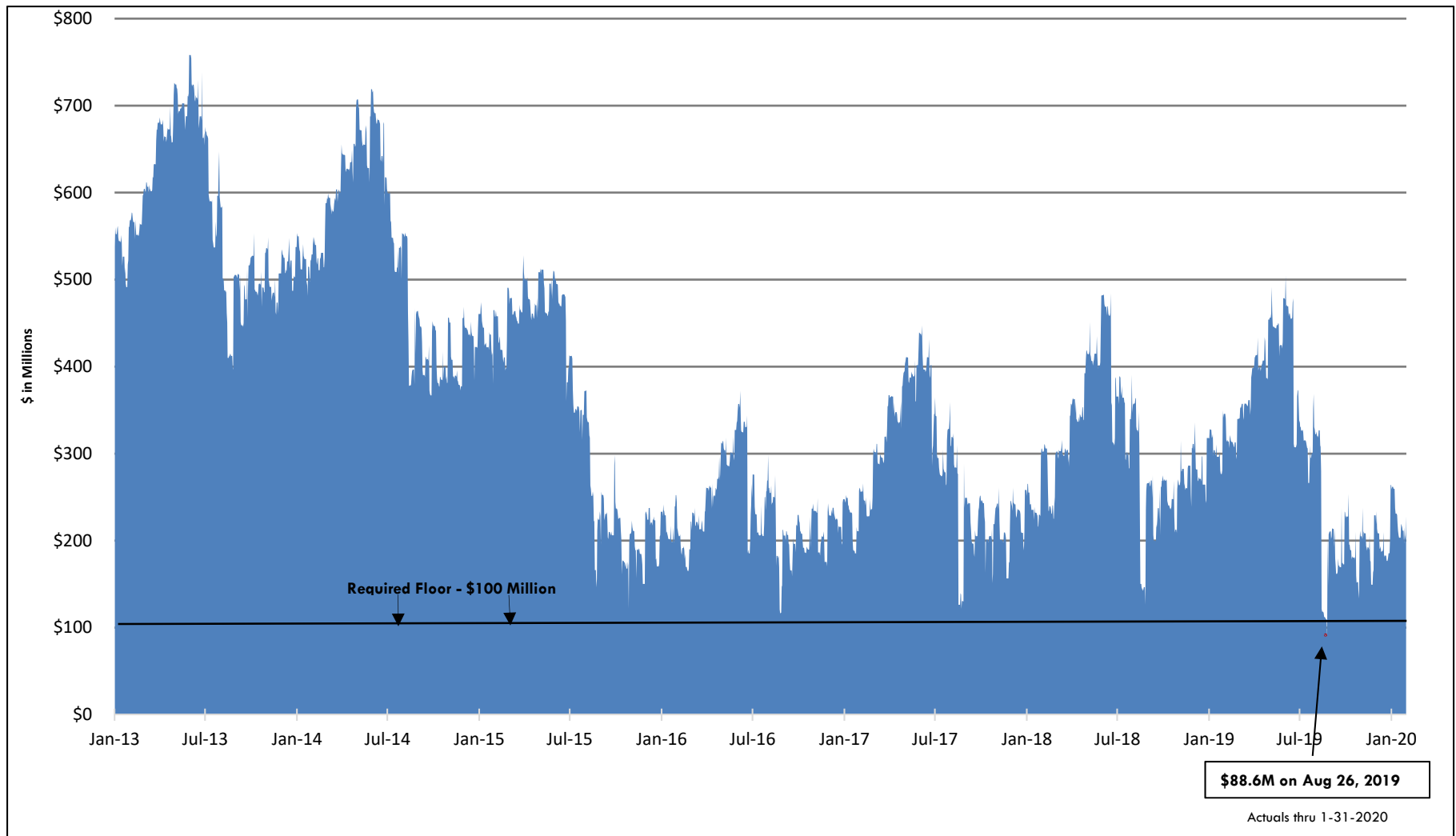
# Total Road Fund Revenue by Fiscal Year



\*Estimated

# Historical Road Fund Daily Cash Balance

11



# **Overview - Governor's Recommended Transportation Budget FY 2020-2022**

# Direct Road Fund Appropriations to Other Agencies

13

	<u>FY20</u>	<u>FY21</u>	<u>FY22</u>
Finance & Admin	\$ 3,887,400	\$ 4,061,900	\$ 4,122,200
Justice (Vehicle Enforcement/State Police)	\$ 106,762,100	\$ 113,520,700	\$ 116,885,400
General Govt.	\$ 562,000	\$ 572,200	\$ 575,500
Energy & Environment	\$ 320,900	\$ 320,900	\$ 320,900
Tourism (Artisan's Center)	\$ 553,000	\$ 575,700	\$ 583,500
<b>TOTAL</b>	\$ 112,085,400	\$ 119,051,400	\$ 122,487,500

# General Admin & Support

14

	<u>FY20</u>	<u>FY21</u>	<u>FY22</u>
Road Funds	\$81.2	\$86.2	\$86.8
General Funds	\$0.5	\$0.5	\$0.5
Restricted Funds	\$2.4	\$2.7	\$2.7

Includes several areas, such as:

Audits, Information Technology, Budget & Fiscal Mgt, Inspector General, Human Resources Mgt, Civil Rights and Small Business Development, Public Affairs, Legal Services, and Support Services

Includes debt service for TCOB and C-1 Garage capital projects.

(In Millions)

# Aviation

15

	<u>FY20</u>	<u>FY21</u>	<u>FY22</u>
Restricted Funds*	\$31.1	\$21.3	\$16.4
Federal Funds	\$0.2	\$0.5	\$0.5
Road Funds	\$2.8	\$2.8	\$1.8

Includes:

- Commonwealth Aviation, Aviation Administration, and Capital City Airport
- Road Fund debt service of \$1.8m in FY21 and \$0.8m in FY22 on previously issued bonds which is requested to be reimbursed from jet fuel receipts
- \$17.6m of Restricted Funds in FY21 and \$12.5m of Restricted Funds in FY22 for the Kentucky Aviation Economic Development Program for aviation projects

\*FY20 includes carryforward.

(In Millions)

# Debt Service

16

	<u>FY20</u>	<u>FY21</u>	<u>FY22</u>
Road Fund Debt Svc	\$150.1	\$148.0	\$139.6

Includes:

- Previously issued ED and BRAC bond debt service

(In Millions)



# Highways

17

	<u>FY20</u>	<u>FY21</u>	<u>FY22</u>
Restricted Funds	\$113,199,900	\$114,726,900	\$114,907,000
Federal Funds	\$735,446,300	\$728,446,300	\$732,726,300
Road Funds	\$796,751,000	\$875,654,500	\$844,789,800

## Includes:

- \$407.9m anticipated Road Funds available in FY21 and \$371m anticipated Road Funds available in FY22 for the Construction Program, which includes resurfacing, biennial highway plan, construction contingency account, and state match for federally funded construction.
- \$399m in FY21 and \$404m in FY22 (Road Funds) for Maintenance
- Included in amount for the Construction Program above is \$31m in Road Funds each FY for Construction Contingency Account
- Continued support for Kentucky Pride
- \$79.5m in Federal Funds in FY21 and \$79.4m in Federal Funds in FY22 for debt service on previously issued GARVEE Bonds

(In Millions)

# Public Transportation

18

	<u>FY20</u>	<u>FY21</u>	<u>FY22</u>
General Funds	\$5.6	\$12.3	\$13.99
Restricted Funds	\$0.9	\$2.1	\$0.6
Federal Funds*	\$25.8	\$25.8	\$25.8

Includes:

- Approximately \$18.5m in General Funds over the biennium and \$1.5m in FY21 in Restricted Funds to match federal transit grants.

\*Does not include carryforward.

(In Millions)

# Revenue Sharing

19

	<u>FY20</u>	<u>FY21</u>	<u>FY22</u>
County Road Aid	\$127.4	\$131.7	\$132.4
Municipal Road Aid	\$53.6	\$55.4	\$55.7
Rural Secondary	\$154.6	\$159.7	\$160.7

FY20 reflects enacted HB 201 (2018-20 Biennial Budget Bill).

(In Millions)

# Vehicle Regulation

20

	<u>FY20</u>	<u>FY21</u>	<u>FY22</u>
Restricted Funds	\$15.4	\$14.7	\$14.4
Federal Funds	\$4.6	\$2.6	\$3.1
Road Funds	\$31.6	\$43.8	\$43.9

Includes:

- \$0.8m Road Fund debt service in FY21 and \$1.6m Road Fund debt service in FY22 for KDLIS replacement project bonds (KINDL)
- Road Funds of \$4.1m in FY20, \$15.4m in FY21, and \$15.4m in FY22 is included for the transition of REAL ID issuances from the Circuit Clerks to KYTC.
- Road Funds of \$0.14m in FY20, \$0.4m in FY21, and \$0.4m in FY22 is included to administer the responsibilities of Ignition Interlock Device Program from the passage of SB 85 in the 2019 Regular Session of the General Assembly.

(In Millions)

# Capital Projects

21

	<u>FY21</u>	<u>FY22</u>
Road Funds	\$13.94	\$7.19
Investment Income	\$0.7	\$0.7

## Includes:

- Funding for several standing pool projects
- Reauthorizes a few projects and provides additional funding for construction of one maintenance facility and salt storage structure
- Funding for maintenance of AASHTOWare
- Funding for repair/replacement of Transportation Warehouse Facility
- Funding for construction of two maintenance facilities and salt storage structures
- Funding for aircraft maintenance

(In Millions)