

Public Transit in Kentucky

- **3 Large Urban Systems**



- **6 Small Urban Systems**

- Ashland, Owensboro, Bowling Green, Elizabethtown & Henderson

- **26 Suburban and Rural Systems**

- Suburban and rural systems provide transportation in nearly every county in the state



Public Transit in Kentucky

- Provide more than **30 million** trips annually
 - To healthcare; To school; To jobs



Public Transit in Kentucky

- **Education**

- Over **2.5 million** School Trips Annually



Public Transit in Kentucky

- **Jobs** - Over **11 million** work-based trips annually



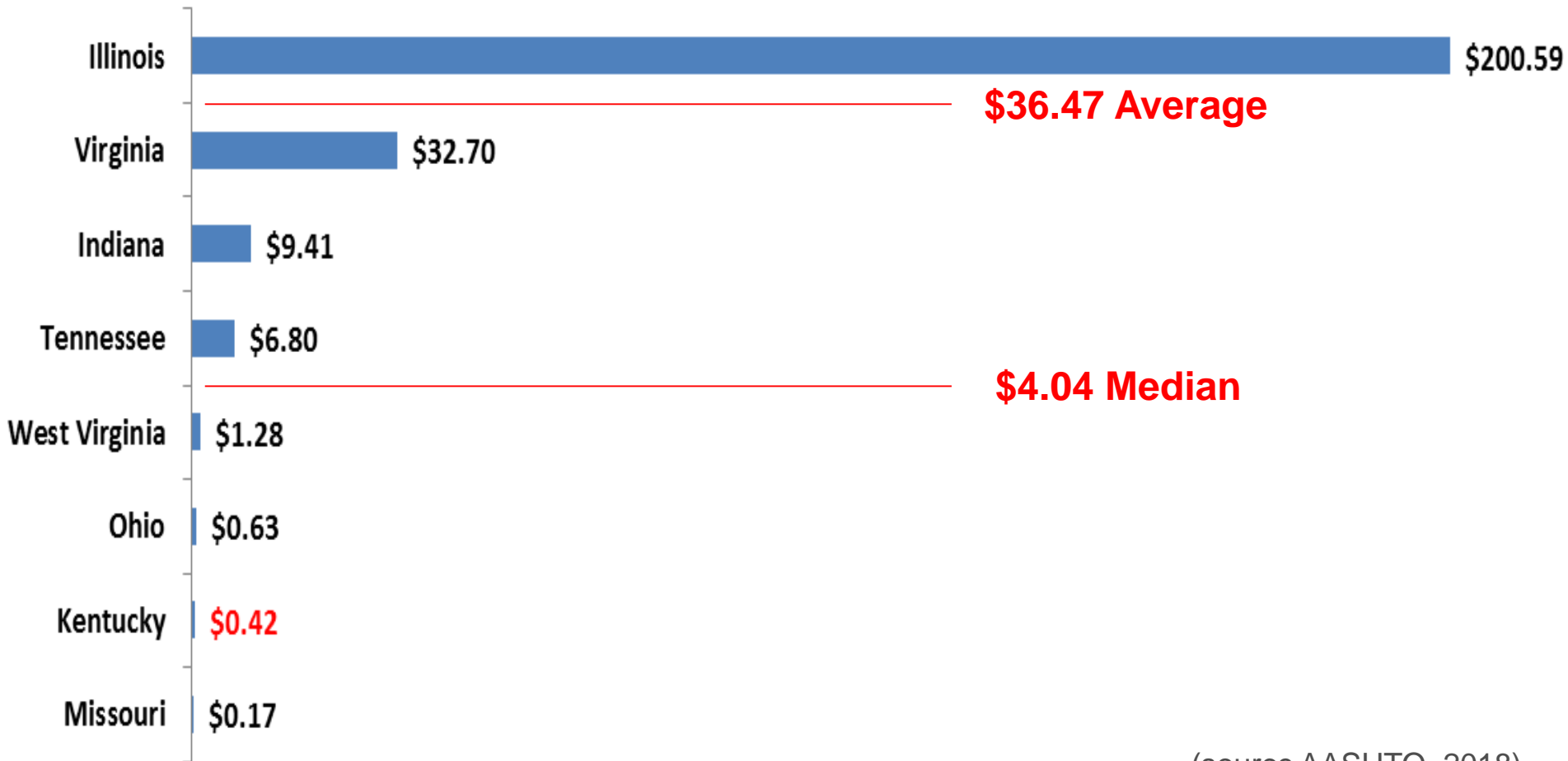
Bottleneck on Economic Growth

- Unemployment is low
- **Goal:** Workforce off sidelines > into jobs
- Transportation is a barrier
- If companies can't find workforce, relocate job



KY General Fund: \$2M for Transit

State Transit Investment Per Capita, FY16



(source AASHTO, 2018)

KY General Fund: \$2M for Transit

6. PUBLIC TRANSPORTATION

	2018-19	2019-20
General Fund	5,589,000	5,589,000
Restricted Funds	775,400	861,900
Federal Funds	25,781,600	25,768,300
TOTAL	32,146,000	32,219,200

(1) Toll Credits: The Transportation Cabinet is authorized to maximize, to the extent necessary, the use of Toll Credits to match Federal Funds for transit systems capital grants.

(2) Nonpublic School Transportation: Included in the above General Fund appropriation is \$3,500,000 in each fiscal year for nonpublic school transportation.

KY General Fund: \$2M for Transit

6. PUBLIC TRANSPORTATION

	2018-19	2019-20
General Fund	5,589,000	5,589,000
Restricted Funds	775,400	861,900
Federal Funds	25,781,600	25,768,300
TOTAL	32,146,000	32,219,200

(1) **Toll Credits:** The Transportation Cabinet is authorized to maximize, to the extent necessary, the use of Toll Credits to match Federal Funds for transit systems capital grants.

(2) **Nonpublic School Transportation:** Included in the above General Fund appropriation is \$3,500,000 in each fiscal year for nonpublic school transportation.

KY General Fund: \$2M for Transit

6. PUBLIC TRANSPORTATION

	2018-19	2019-20
General Fund	5,589,000	5,589,000
Restricted Funds	775,400	861,900
Federal Funds	25,781,600	25,768,300
TOTAL	32,146,000	32,219,200

(1) **Toll Credits:** The Transportation Cabinet is authorized to maximize, to the extent necessary, the use of Toll Credits to match Federal Funds for transit systems capital grants.

(2) **Nonpublic School Transportation:** Included in the above General Fund appropriation is \$3,500,000 in each fiscal year for nonpublic school transportation.

Use of Toll Credits – Urban and Rural

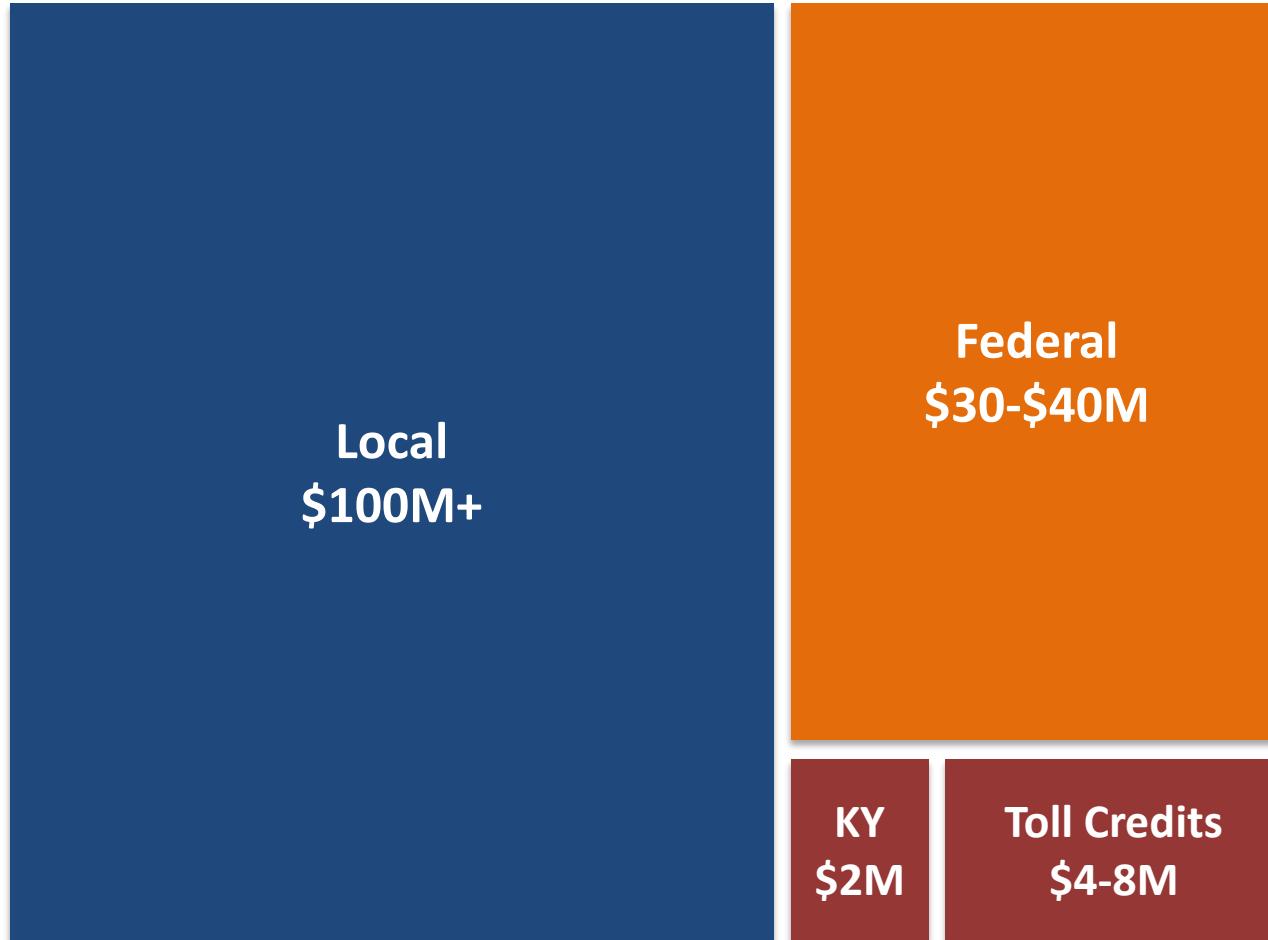
FY 2019

Total Toll Credits
Approved

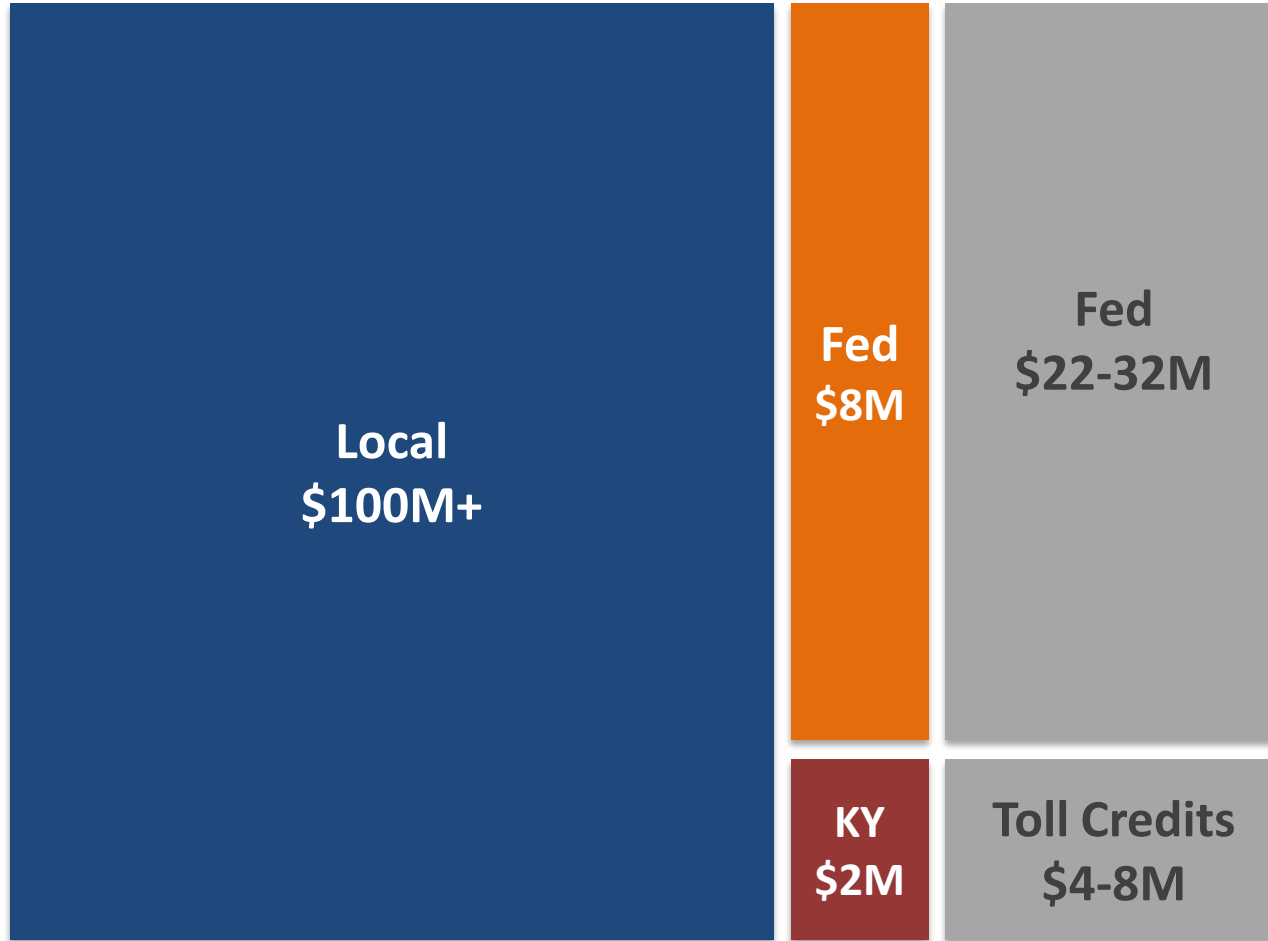
Federal Share

Urban	\$4,300,157	\$23,493,394
Rural	\$3,434,270	\$13,737,078
Total	\$7,734,427	\$37,230,472

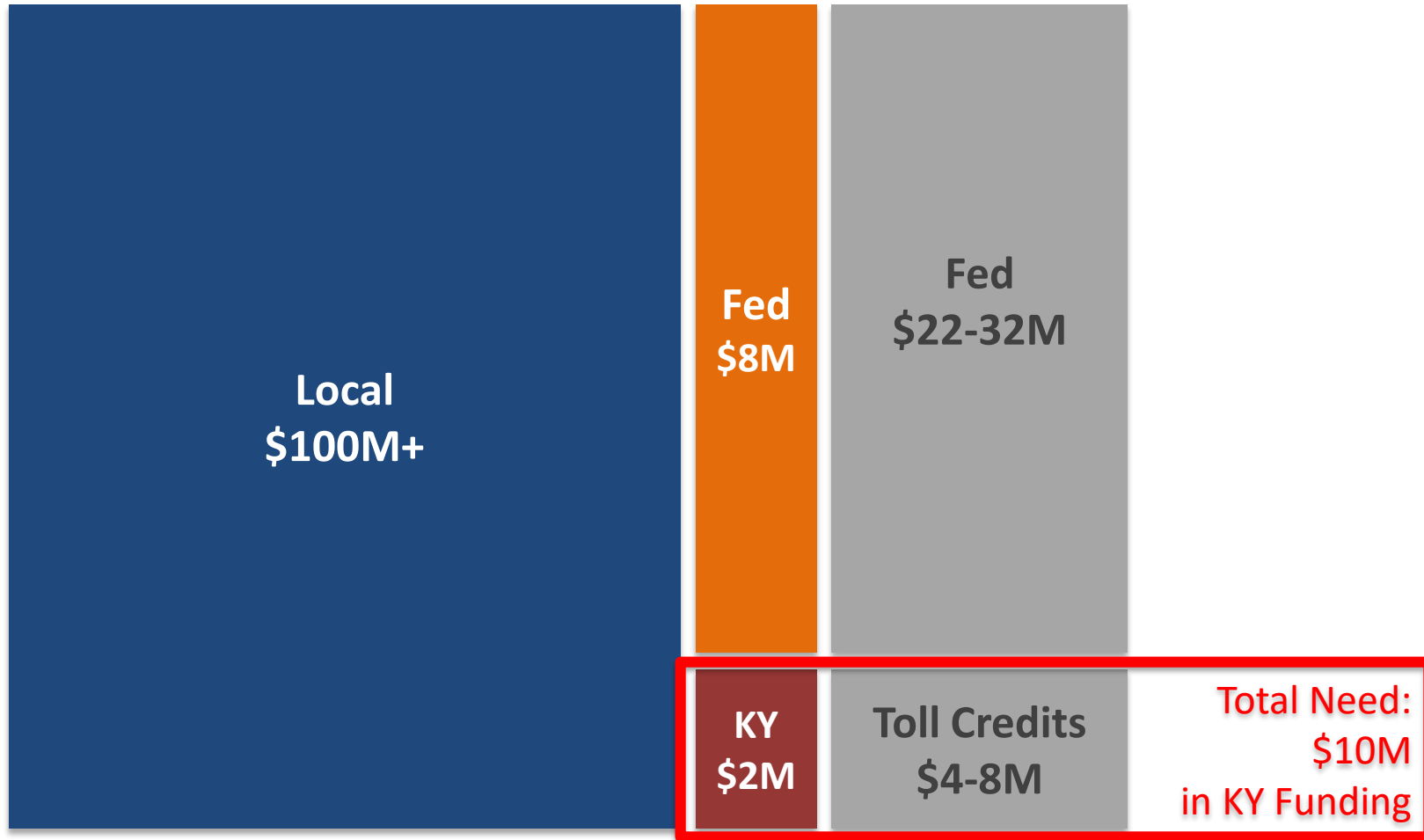
Public Transit Funding



Public Transit Funding



Public Transit Funding



Public Transit Funding

The crisis is NOW

Without a solution, KY will leave **tens of millions of dollars of federal funding on the sideline.**

Massive hit to connecting workforce to jobs.

Undermines statewide workforce efforts to move our residents to employment.



Public Transit Funding

The crisis is NOW

Support HB 353 as proposed by the administration to **increase the General Fund appropriation to replace the use of toll credits**

Pass legislation that increases transportation revenue and includes and **funds a multi-modal trust fund**

