

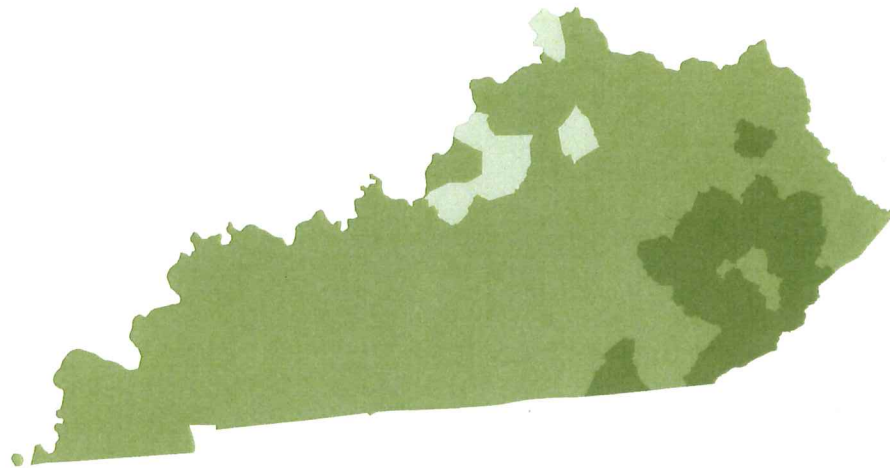


Kentucky



2019 FOOD INSECURITY & FOOD COST IN THE US

Overall Food Insecurity Rate



AVERAGE MEAL COST

\$2.75


National average cost of a meal is \$3.13

TOP COUNTIES WITH THE HIGHEST FOOD INSECURITY RATES

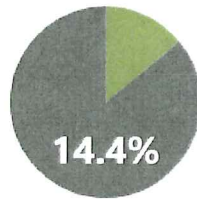
- Magoffin
- Wolfe
- Breathitt
- Leslie
- Harlan

FOOD INSECURE PEOPLE

644,540



FOOD INSECURITY RATE



ESTIMATED PROGRAM ELIGIBILITY AMONG FOOD INSECURE PEOPLE



- 31% Above SNAP, Other Nutrition Programs threshold of 200% poverty
- 69% Below SNAP, Other Nutrition Programs threshold of 200% poverty

Hunger exists in every corner of the United States, but as Feeding America's Map the Meal Gap study shows, food insecurity looks different from one county to the next. In addition to providing data about the prevalence of food insecurity at the local level, Map the Meal Gap estimates the share of food insecure individuals who are income-eligible for federal antihunger programs and provides local variations in food costs.

The study finds that many food insecure individuals do not qualify for federal nutrition programs and must rely on charitable food assistance, suggesting that complementary programs and strategies are necessary to reach food insecure individuals at different income levels. By providing information about hunger at the local level, Map the Meal Gap can help policymakers and service providers identify strategies to best reach those in need of assistance.

