



Department of Specialty Courts (SPC)

August 20, 2025

Overview




Adult Drug Court - 2,656 active participants

Serves high-risk, high needs individuals with substance use disorder.



Mental Health Court - 232 active participants




Serves individuals who are high-risk, high needs with serious mental illness and/or co-occurring substance use disorder.

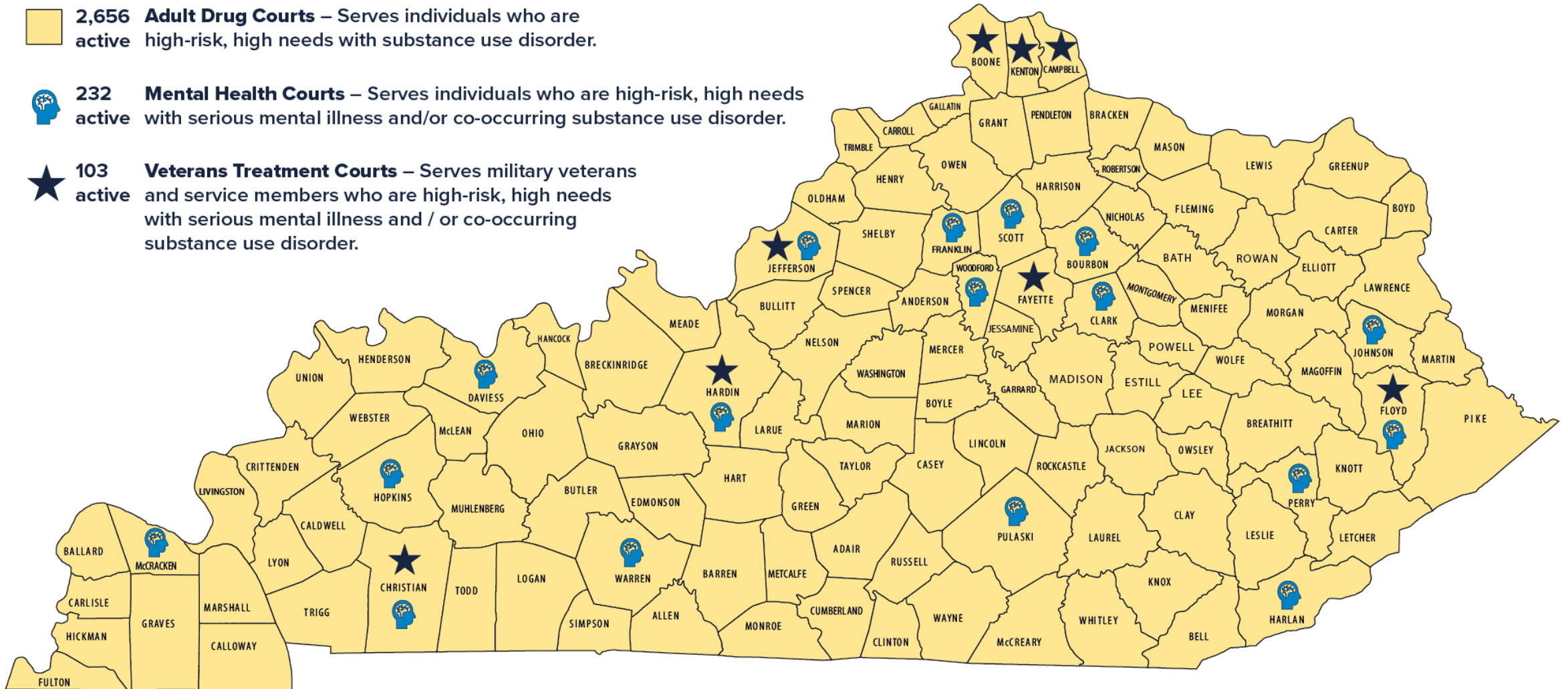


Veterans Treatment Court - 103 active participants

Serves military veterans and service members who are high-risk, high needs with serious mental illness and/or co-occurring substance use disorder.

Locations

-  **2,656 Adult Drug Courts** – Serves individuals who are active high-risk, high needs with substance use disorder.
-  **232 Mental Health Courts** – Serves individuals who are high-risk, high needs with serious mental illness and/or co-occurring substance use disorder.
-  **103 Veterans Treatment Courts** – Serves military veterans and service members who are high-risk, high needs with serious mental illness and / or co-occurring substance use disorder.

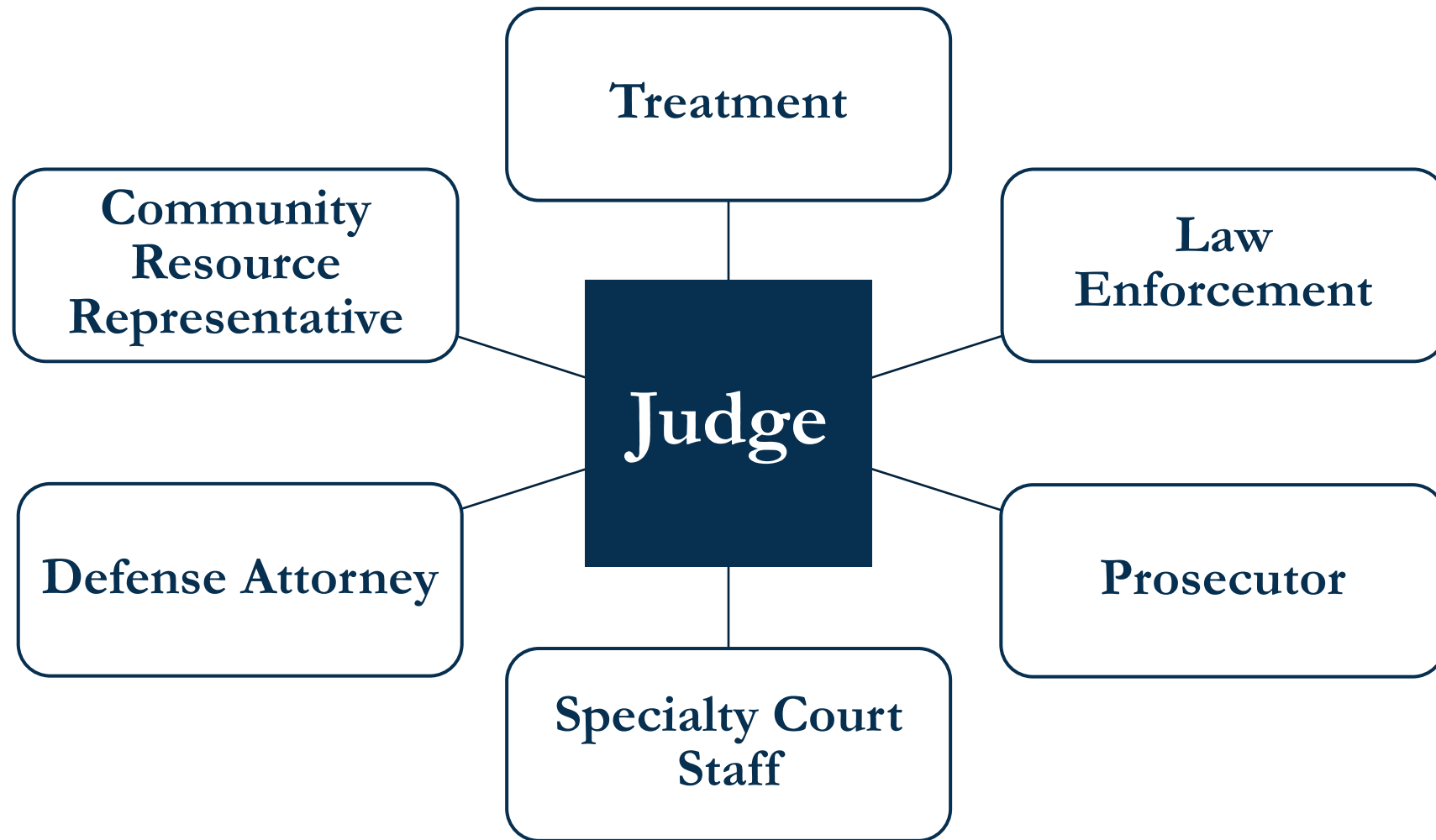


What Makes SPC Effective?

- Backed by research and evidence-based practices
- Holistic Approach
- Individualized supervision and case management
- Multidisciplinary team



Specialty Court Teams



Cost Comparison



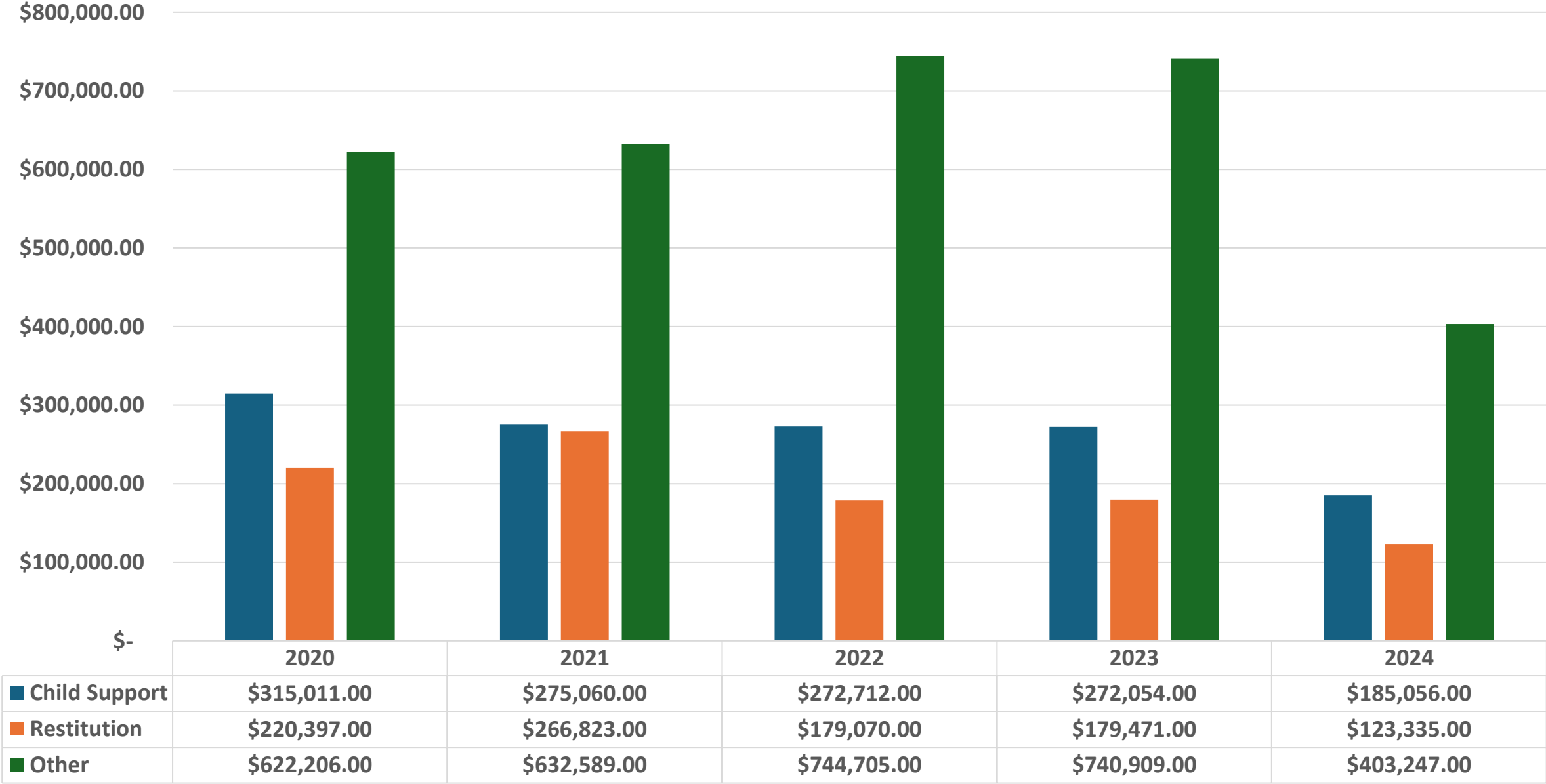
The average annual cost per incarcerated person in Kentucky is \$16,060 (approximately \$44 per day).

*Vera Institute of Justice

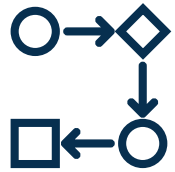


The annual Specialty Court participant cost is \$6,507.85 (approximately \$18 per day).


Court-Related Financial Obligations Paid by Specialty Court Participants



Operational Costs



Total FY 25 Expenses - \$18,604,200



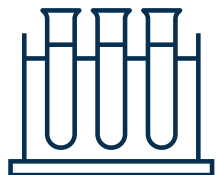
Personnel Expenses - \$9.5 million

178 staff with 80% providing direct support to participants.



Treatment Services - \$682,000

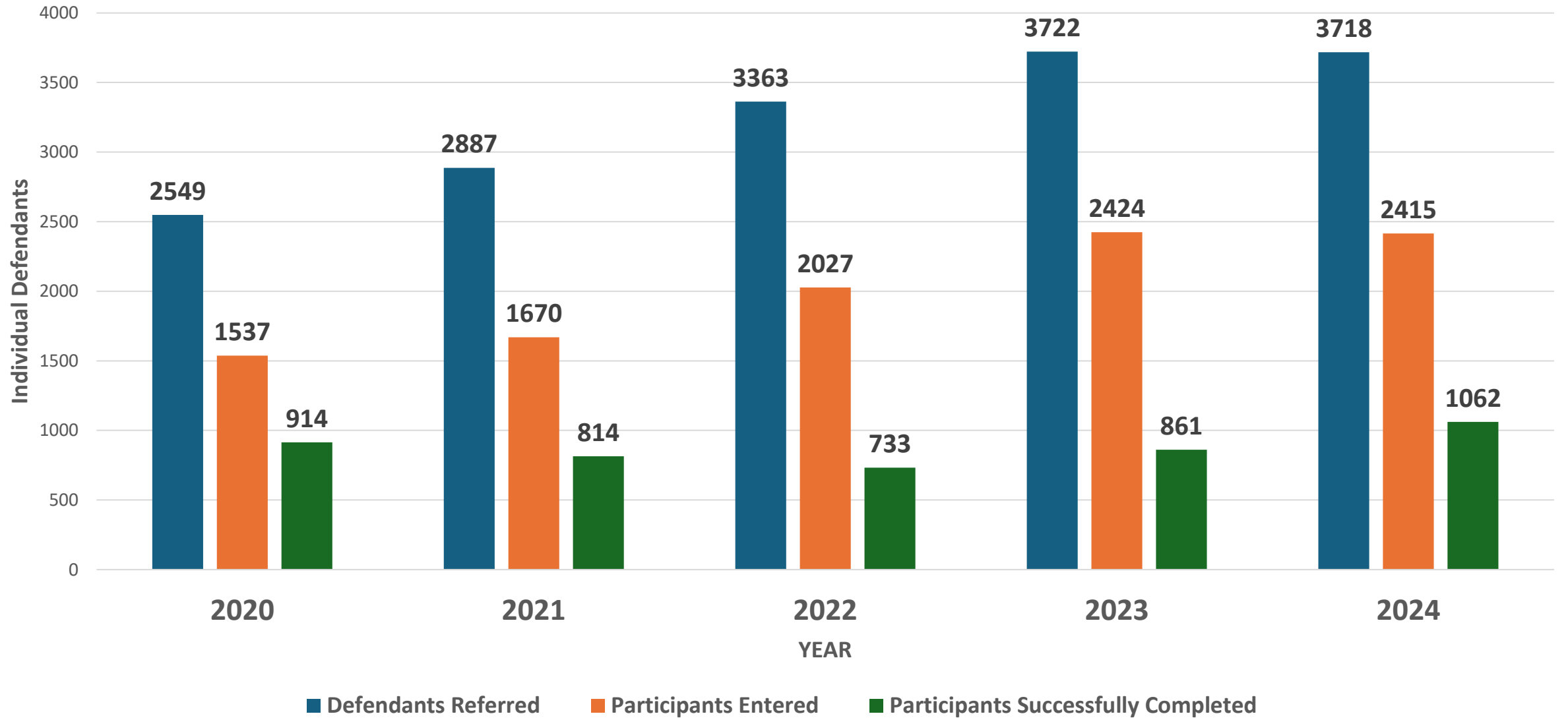
Directly spent into community-based care, ensuring participants had access to clinical services that support recovery.



Drug Testing - \$4.47 million

Ensured that Specialty Courts operated based on information that is scientifically valid, forensically defensible, and therapeutically beneficial for participants.

Specialty Court Referrals, Entrances, and Successful Completions January 1, 2020 – December 31, 2024



Outcomes



From January 2019 to May 2025...

- Staff assisted **5,110** participants obtain employment and **1,621** participants received job promotions
- Participants gave birth to **404** drug-free babies
- Helped **555** participants achieve educational goals
- Assisted **1,621** participants improve their housing
- Helped **2,025** participants obtain their driver's license

Recidivism

Time After Completion	Re-Arrest	Re-Incarceration
≤ 6 months	4.89%	2.06%
1 year	10.95%	6.00%
3 years	28.01%	23.36%

Kentucky's general recidivism rate: **30.81%** (two-year measure)

Data reflects those who successfully completed from January 1, 2019 to June 30, 2022

Testimonial

“... it has brought me a long way in life to be the man I am today and a provider for my family!”





Thank You

Kycourts.gov