



DEPARTMENT FOR  
LOCAL GOVERNMENT

SPGE Program

# Interim Joint Committee on Local Government

October 24, 2023

# What are Special Purpose Governmental Entities (SPGEs)?

---

SPGEs are independent, political subdivisions of the state, government entities that exercise less than statewide jurisdiction and are organized for the purpose of performing specific services within limited boundaries.

A few examples include libraries, tourism, and extensions.

# Topics

---

**DLG  
Compliance**

**New SPGE  
System  
Update**

**LRC Annual  
Compliance  
Report**

# DLG Responsibility per KRS 65A

---

## Create and maintain:

- Online central registry
- Online reporting portal
- Online public access portal

## Monitor compliance:

- Track status changes when notified (Newfound, Dissolution, and Merged SPGEs)
- Prepare statutorily required reports
- Activate noncompliance procedures



DEPARTMENT FOR  
LOCAL GOVERNMENT

# SPGE Project Roadmap

Task Compliance  
Registration & Budget  
Submissions

Audit Compliance  
Requirements &  
Submissions

Project Start Date: 1/1/2021  
Est Project End Date: 12/31/2024

On Schedule

# 2021 & 2022 SPGE System Release Roadmap

**Releases 1 and 2**  
11/19/21 to 1/31/22

Build Initial Registration Forms (MVP)

Registration - Save Registration

Registration - Step 1 - Verify SPGE Contact information

Registration - Step 2 - Oversight Agencies

Registration - Step 3- SPGE Creation and Operational Information

Registration - Step 4 - FY Registration Fee

Registration - Step 5 - Taxes and Fees

Registration - Step 6 - Board Meetings

Registration - Step 7 - Board Members

Registration - Payments

Registration Payments - Call Back Service

SPGE Management - Upload Files

SPGE Management - Account Information Screen/Tab

SPGE Management - Account Information Subsection

SPGE Management - Account Information Subsection - Taxes and Fees

SPGE Management - View and Download Files

In Production

Multi Release

In Testing

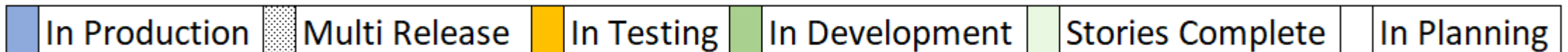
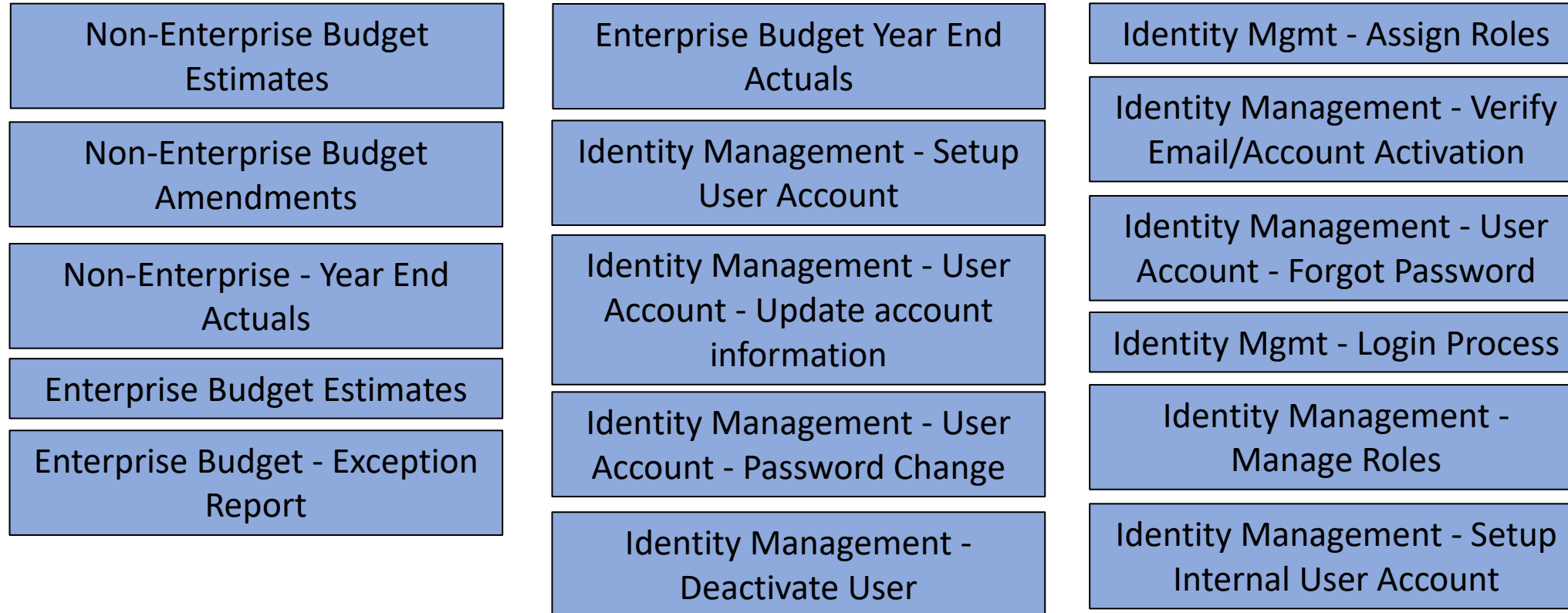
In Development

Stories Complete

In Planning

# 2021 & 2022 SPGE System Release Roadmap

**Releases 1 and 2**  
11/19/21 to 1/31/22



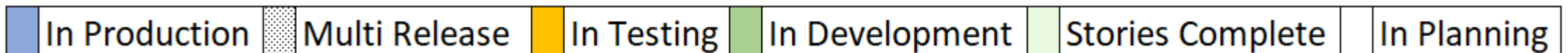
# 2021 & 2022 SPGE System Release Roadmap

**Releases 1 and 2**  
11/19/21 to 1/31/22

- SPGE Dashboard - Checklist
- SPGE Dashboard - Summary Fields
- SPGE Dashboard - Closed Checklist
- User Dashboard- General System alert
- User Dashboard - SPGE List
- Bulk Creation of User Accounts

- Water Districts - Restructure Tables
- Water District - Budget Amendments
- DLG Admin Panel - User List
- DLG Admin Panel - New SPGE Creation

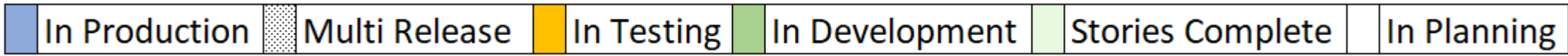
- Data Migration
- Data Model
- Specialty Form - Registration - Housing Authority Exclusion
- Create Exception for Budget Data
- Create Authorizations



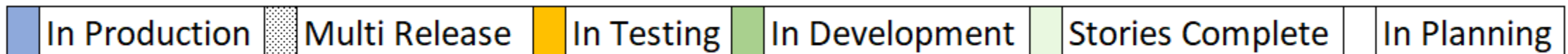
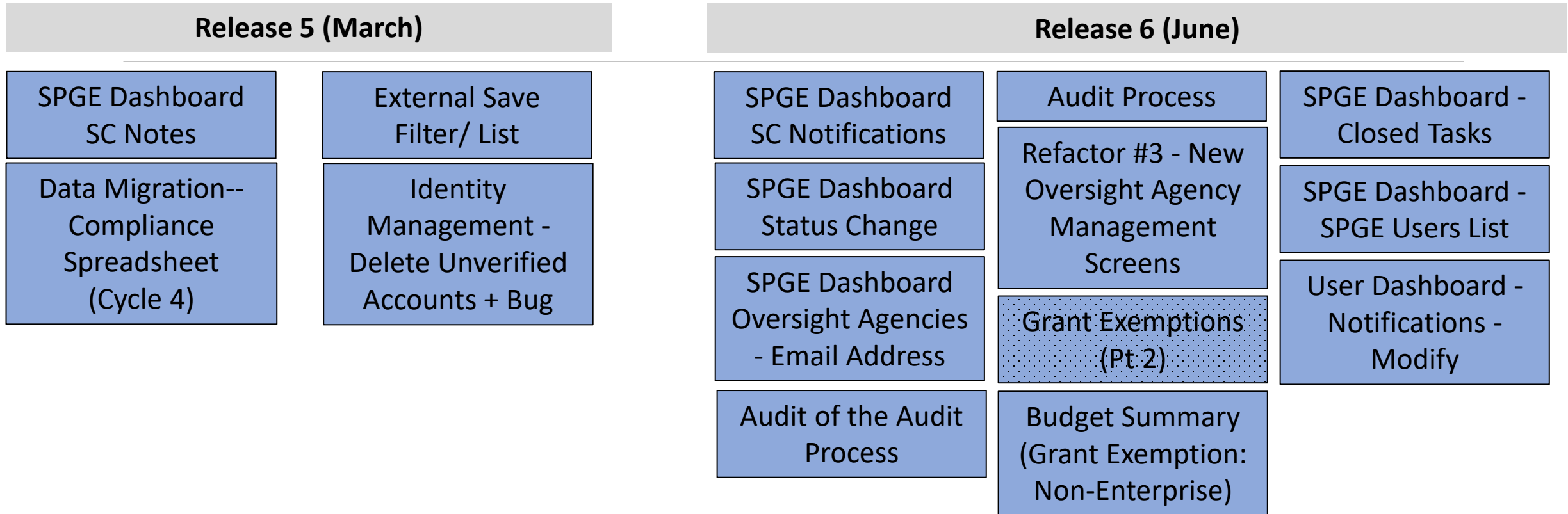


# 2022 SPGE System Release Roadmap

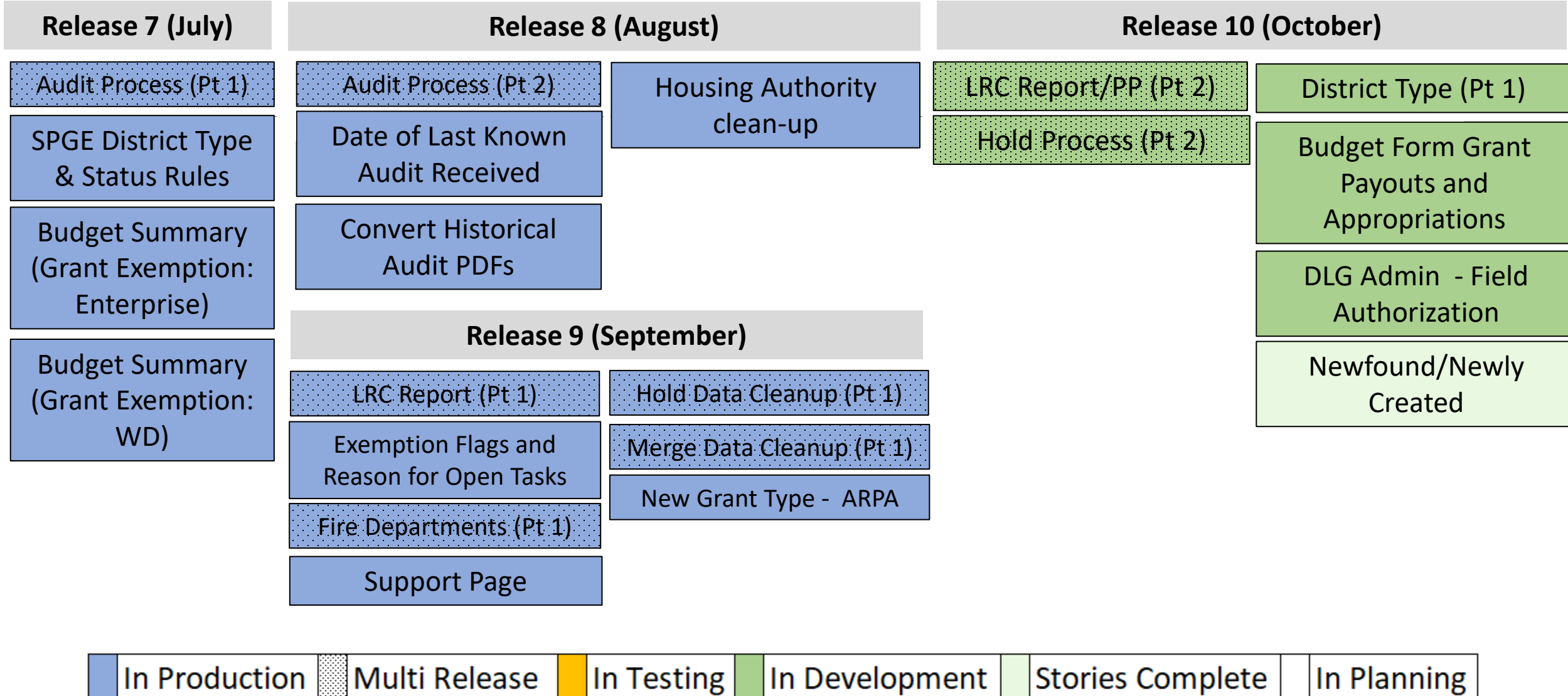
Release 3a (4/8/22)	Release 3b (7/1/22)	Release 4 (10/7/22)	Release 4b (10/21/22)	
SPGE Calendar Doc	GE – Grant Form Process	MU – W/Components Budget Form	SPGE Dashboard Status Change	Audit Process
EB Estimates	GE – Grant Upload Process	MU – Fed Form Upload w/Components	Housing Authority (Cycle 4)	LRC Report (Final)
EB Amendments	GE – Grant Approval Process	MU – Fed Form Upload w/o Components	Identity Mgmt.	Data Integrity Reports - Check – LRC (5002)
EB Year End Actuals		MU – Pub Form Upload w/Components	Save Filter/ List	
Registration Fee Exemption		MU – Pub Form Upload w/o Components	SPGE Position Change	
Whitelist Capability			LRC Report (Draft) (9/30/22)	
SPGE Dashboard - User List Section				



# 2023 SPGE System Release Roadmap



# 2023 SPGE System Release Roadmap



# 2023 SPGE System Release Roadmap

## Release 11 (November)

Dissolution – Refactor Oversight

Refactor#1 - Database Chg

Refactor#2 - Data Cleanup and Conversion

Registration –Oversight Agency email

Quality of Life Enhancements

Audit Process (Pt 3)  
Municipal Utilities

Fire Departments (Pt 2)

YE Actuals -  
Acknowledgements

## Release 12 (December)

Dissolution Feature

Final Address Cleanup & Validation

Display the Audit and Registration Fee Calculation

Quality of Life Enhancements

In Production

Multi Release

In Testing

In Development

Stories Complete

In Planning

# 2024 SPGE System Release Roadmap

## Release 1 (January)

AFR Feature

Merge Feature

Declassify Feature

Newspaper Feature

Newfound/Newly  
Created Feature

Ethics Ordinance  
Feature

## Release 2 (February)

Notes Templates

Notes Doc File  
Links (URL) and  
Uploads

Reporting (ORR)

## Release 3 (March)

Tax Rate  
Calculation Feature

In Production

Multi Release

In Testing

In Development

Stories Complete

In Planning

# 2024 SPGE System Release Roadmap

## DLG Message Center (April & May)

Transition Time  
Between  
Phases (60  
days)

SPGE Board Member  
Expiration

Merge  
Approval/Denial

Noncompliance  
Notifications

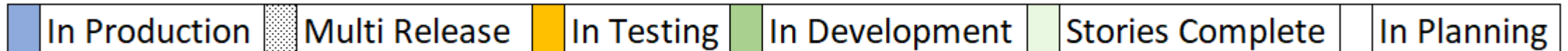
Oversight – Tax Rates  
Ready

Fire Approval/Denial

Other Communications

Grant Approval/Denial

Dissolution  
Approval/Denial



# 2024 SPGE System Release Roadmap

Final Clean-up and Enhancements

## Release 1 (June)

Training

Reporting

SPGE Message  
Alert – with filters

## Release 2 (July)

Identity Mgmt –  
Secondary Accts

Identity Mgmt –  
Clone Accts

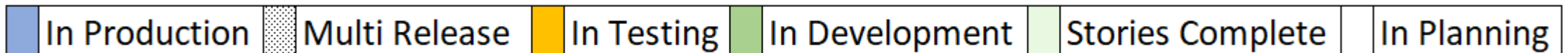
Release 3 (Aug)

Release 4 (Sept)

Release 5 (Oct)

Release 6 (Nov)

Release 7 (Dec)





DEPARTMENT FOR  
LOCAL GOVERNMENT

# LRC Compliance Report Update



## Footnotes & Assumptions

- Updated Data is as of – October 18, 2023, 7:35 am
  - Compliance is based on all Active SPGEs

### Highlights

- The Audit Feature is complete except for the District Type - Municipal Utilities
- In April 2023, the first phase of the public portal went live

### Status Summary

Status	Count	Percentage of SPGEs
273 Exempt	430	21.87%
75 Exempt	31	1.58%
Active	1409	71.72%
Hold	23	1.17%
Process - Dissolution	11	0.56%
Process - Merged	2	0.10%
Result - Dissolved	37	1.88%
Result - Merged	22	1.12%

### Overall Compliance

Compliant (%)	Non-Compliant (%)	Compliant (#)	Non-Compliant (#)
90.70%	9.30%	1278	131

### Compliance by Fiscal Year

Fiscal Year	Compliant (%)	Non-Compliant (%)	Compliant (#)	Non-Compliant (#)
2015	99.61%	0.39%	1289	5
2016	99.77%	0.23%	1304	3
2017	99.77%	0.23%	1320	3
2018	99.78%	0.22%	1342	3
2019	99.18%	0.82%	1338	11
2020	99.12%	0.88%	1346	12
2021	98.98%	1.02%	1365	14
2022	98.35%	1.65%	1369	23
2023	91.47%	8.53%	1287	120
2024	94.09%	5.91%	1195	75

### Compliance by Cycle

Cycle	Compliant (%)	Non-Compliant (%)	Compliant (#)	Non-Compliant (#)
Jan-Dec	99.26%	0.74%	134	1
Apr-Mar	100.00%	0.00%	40	0
Jul-Jun	90.00%	10.00%	1098	122
Oct-Sep	42.86%	57.14%	6	8

# Task Compliance – Registration & Budget Submissions

## Compliance by District Type

District Type	Compliant (%)	Non-Compliant (%)	Compliant (#)	Non-Compliant (#)
Agricultural Extension	100.00%	0.00%	119	0
Air Board	84.44%	15.56%	38	7
Ambulance	88.37%	11.63%	38	5
Area Development	86.67%	13.33%	13	2
Area Planning Commission	100.00%	0.00%	16	0
Cable Commission	100.00%	0.00%	3	0
Community Action Corporation	100.00%	0.00%	23	0
Community Correction Advisory	100.00%	0.00%	1	0
Community Improvement	100.00%	0.00%	5	0
Courthouse Commission	100.00%	0.00%	1	0
Drainage and Levee	66.67%	33.33%	2	1
Emergency Telephone Service	100.00%	0.00%	13	0
Fire Protection	74.74%	25.26%	71	24
Flood Control	100.00%	0.00%	1	0
Hospital	75.00%	25.00%	6	2
Housing Authority	90.43%	9.57%	85	9
Human Rights Commission	100.00%	0.00%	1	0
Humane Society	100.00%	0.00%	1	0
Industrial Development Authority/Economic Development	85.26%	14.74%	81	14
Landbank Authority	100.00%	0.00%	1	0
Library	94.83%	5.17%	110	6
Mass Transit Authority	100.00%	0.00%	7	0
Mental Health	100.00%	0.00%	10	0

# Task Compliance Registration & Budget Submissions

## Compliance by District Type

District Type	Compliant (%)	Non-Compliant (%)	Compliant (#)	Non-Compliant (#)
Other	100.00%	0.00%	5	0
Parks and Recreation	75.00%	25.00%	12	4
Public Health	95.76%	4.24%	113	5
Public Health (Fee Exemption)	89.66%	10.34%	52	6
Public Utilities (With Components)	76.92%	23.08%	10	3
Public Utilities (Without Components)	100.00%	0.00%	1	0
Recycling	100.00%	0.00%	1	0
Regional Jail	100.00%	0.00%	4	0
Rescue Squad	52.94%	47.06%	9	8
Riverport Authority	100.00%	0.00%	10	0
Sanitation District	87.50%	12.50%	21	3
Senior Center	100.00%	0.00%	1	0
Sewer District	81.82%	18.18%	9	2
Soil and Water Conservation	100.00%	0.00%	120	0
Solid Waste Management	66.67%	33.33%	4	2
Tourist and Convention	79.09%	20.91%	87	23
TVA Municipal Utilities (With components)	100.00%	0.00%	7	0
TVA Municipal Utilities (Without Components)	75.00%	25.00%	3	1
Utility Provider (Combined)	100.00%	0.00%	1	0
Water Commission	87.50%	12.50%	7	1
Water District	99.10%	0.90%	110	1
Watershed Conservancy	95.74%	4.26%	45	2

# Task Compliance Registration & Budget Submissions

### Overall Audit Compliance

Compliant (%)	Non-Compliant (%)	Compliant (#)	Non-Compliant (#)
71.89%	28.11%	1013	396

### Audit Compliance by Fiscal Year

Fiscal Year	Compliant (%)	Non-Compliant (%)	Compliant (#)	Non-Compliant (#)
2015	93.97%	6.03%	1215	78
2016	94.57%	5.43%	1236	71
2017	94.71%	5.29%	1254	70
2018	88.03%	11.97%	1184	161
2019	92.15%	7.85%	1244	106
2020	91.02%	8.98%	1237	122
2021	88.69%	11.31%	1223	156
2022	81.69%	18.31%	1138	255
2023	96.80%	3.20%	1362	45
2024	96.69%	3.31%	1228	42

### Audit Compliance by Cycle

Cycle	Compliant (%)	Non-Compliant (%)	Compliant (#)	Non-Compliant (#)
Jan-Dec	92.59%	7.41%	125	10
Apr-Mar	100.00%	0.00%	40	0
Jul-Jun	68.44%	31.56%	835	385
Oct-Sep	92.86%	7.14%	13	1

# Audit Compliance – Requirements & Submissions

## Audit Compliance by District Type

District Type	Compliant (%)	Non-Compliant (%)	Compliant (#)	Non-Compliant (#)
Agricultural Extension	84.03%	15.97%	100	19
Air Board	44.44%	55.56%	20	25
Ambulance	53.49%	46.51%	23	20
Area Development	93.33%	6.67%	14	1
Area Planning Commission	81.25%	18.75%	13	3
Cable Commission	33.33%	66.67%	1	2
Community Action Corporation	86.96%	13.04%	20	3
Community Correction Advisory	100.00%	0.00%	1	0
Community Improvement	20.00%	80.00%	1	4
Courthouse Commission	100.00%	0.00%	1	0
Drainage and Levee	0.00%	100.00%	0	3
Emergency Telephone Service	61.54%	38.46%	8	5
Fire Protection	56.84%	43.16%	54	41
Flood Control	0.00%	100.00%	0	1
Hospital	62.50%	37.50%	5	3
Housing Authority	94.68%	5.32%	89	5
Human Rights Commission	100.00%	0.00%	1	0
Humane Society	100.00%	0.00%	1	0
Industrial Development Authority/Economic Development	52.63%	47.37%	50	45
Landbank Authority	100.00%	0.00%	1	0
Library	84.48%	15.52%	98	18
Mass Transit Authority	85.71%	14.29%	6	1
Mental Health	10.00%	90.00%	1	9

# Audit Compliance Requirements & Submissions

## Audit Compliance by District Type

District Type	Compliant (%)	Non-Compliant (%)	Compliant (#)	Non-Compliant (#)
Other	80.00%	20.00%	4	1
Parks and Recreation	50.00%	50.00%	8	8
Public Health	71.19%	28.81%	84	34
Public Health (Fee Exemption)	81.03%	18.97%	47	11
Public Utilities (With Components)	69.23%	30.77%	9	4
Public Utilities (Without Components)	0.00%	100.00%	0	1
Recycling	0.00%	100.00%	0	1
Regional Jail	25.00%	75.00%	1	3
Rescue Squad	5.88%	94.12%	1	16
Riverport Authority	60.00%	40.00%	6	4
Sanitation District	70.83%	29.17%	17	7
Senior Center	0.00%	100.00%	0	1
Sewer District	54.55%	45.45%	6	5
Soil and Water Conservation	84.17%	15.83%	101	19
Solid Waste Management	50.00%	50.00%	3	3
Tourist and Convention	66.36%	33.64%	73	37
TVA Municipal Utilities (With components)	85.71%	14.29%	6	1
TVA Municipal Utilities (Without Components)	0.00%	100.00%	0	4
Utility Provider (Combined)	100.00%	0.00%	1	0
Water Commission	62.50%	37.50%	5	3
Water District	93.69%	6.31%	104	7
Watershed Conservancy	61.70%	38.30%	29	18

# Audit Compliance Requirements & Submissions

# Kentucky Department for Local Government

---



DEPARTMENT FOR  
LOCAL GOVERNMENT

**SPGE Program**

Tammy Vernon-SPGE Branch Manager

David B. Gibson – Staff Attorney

---

100 Airport Road, 3rd Floor  
Frankfort, KY 40601

Phone (502) 573-2382  
Toll Free (800) 346-5606