



KENTUCKY CABINET FOR HEALTH AND FAMILY SERVICES

Overview of the FY 2022 – 2024 Governor’s Recommended Budget Department for Family Resource Centers and Volunteer Services

Presented for the Budget Review Subcommittee on Health and Family Services

February 16, 2022

Melissa Goins, MSW, CSW, Director, FRYSC
Linda Harney, Executive Advisor, Serve Kentucky

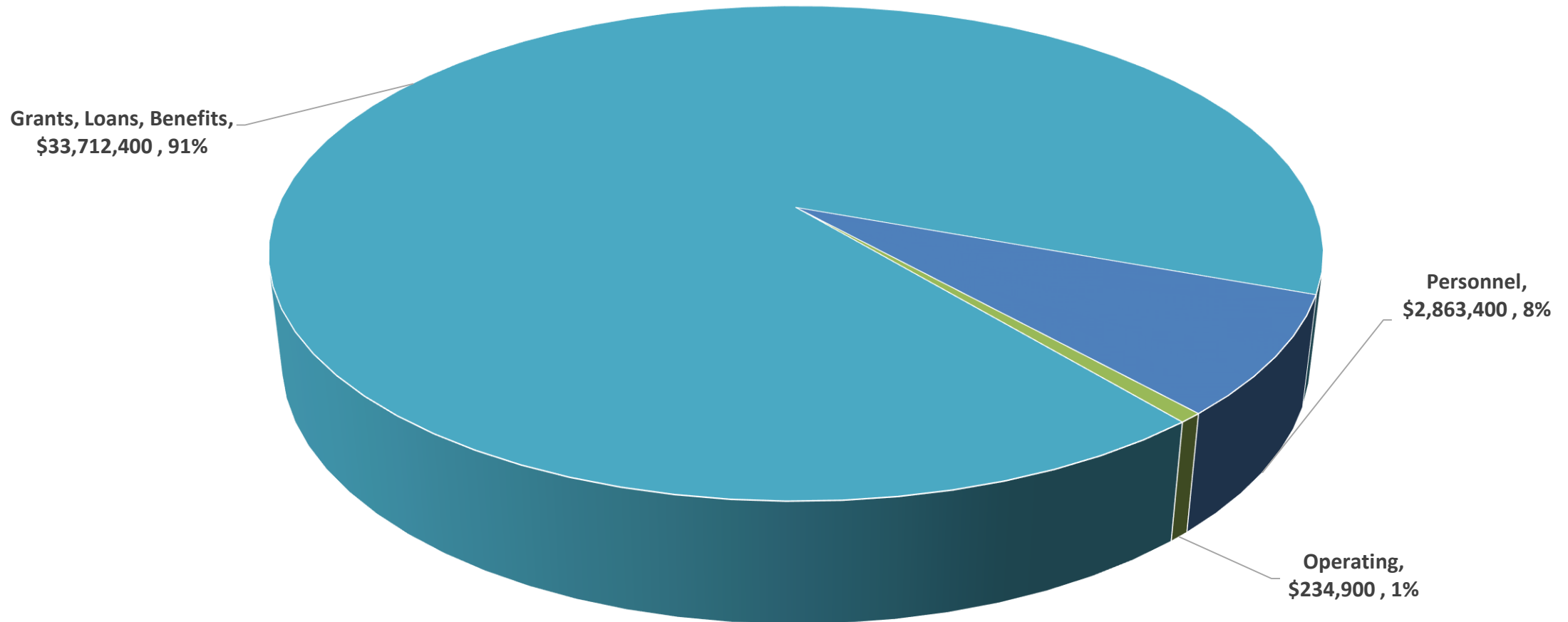
Family Resource Centers and Volunteer Services FY 2022 Budget by Unit

Family Resource Youth Service Centers	\$27,764,900
Serve Kentucky	<u>\$ 9,045,800</u>
Total	<u>\$36,810,700</u>

Family Resource Centers and Volunteer Services Historical and Budgeted Expenditures

	FY 2020 (Actual)	FY 2021 (Actual)	FY 2022 (Budgeted)	FY 2023 (Recommended)	FY 2024 (Recommended)
General Fund	\$11,332,156	\$11,348,900	\$12,455,300	\$18,560,900	\$18,567,100
Federal Fund	\$6,649,734	\$7,306,395	\$24,355,400	\$9,089,800	\$9,092,900
Total	<u>\$17,981,890</u>	<u>\$18,655,295</u>	<u>\$36,810,700</u>	<u>\$27,650,700</u>	<u>\$27,660,000</u>

Family Resource Centers and Volunteer Services Budgeted FY 2022 - \$36,810,700



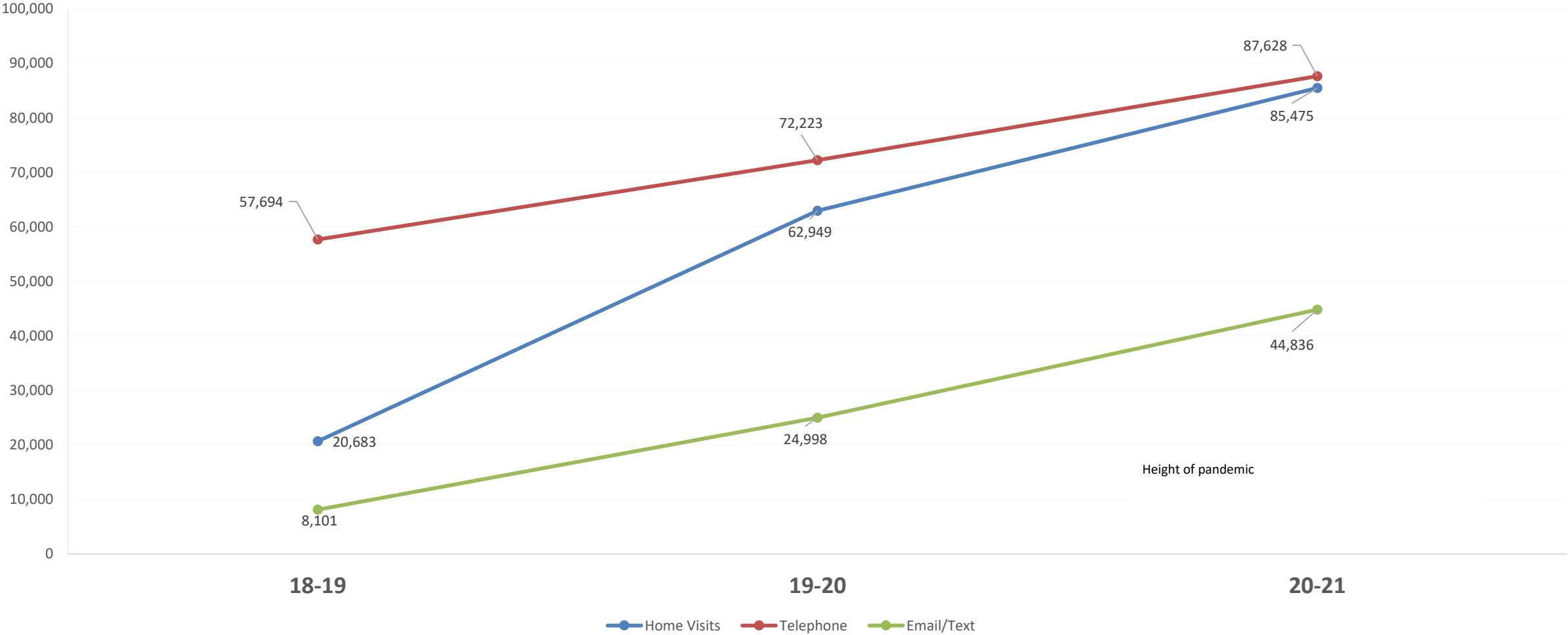
Family Resource and Youth Service Centers (FRYSC)

- FRYSC has centers in 168 school districts
- 874 centers serving over 1,200 schools
- Schools receive between \$33,000 and \$83,000 to operate a center

2020-2021 School Year Highlights

- Local FRYSCs reported receiving \$17.39 million in cash and in-kind donations from the community
- FRYSCs coordinated 288,417 volunteer hours for the center and local schools
- FRYSC coordinated over 85,000 home visits, 4 times as many as 2018-2019 school year
- FRYSC local impact reports showing outcome data are located on the CHFS website

FRYSC Adaptation - Methods of Contact 2018-2021

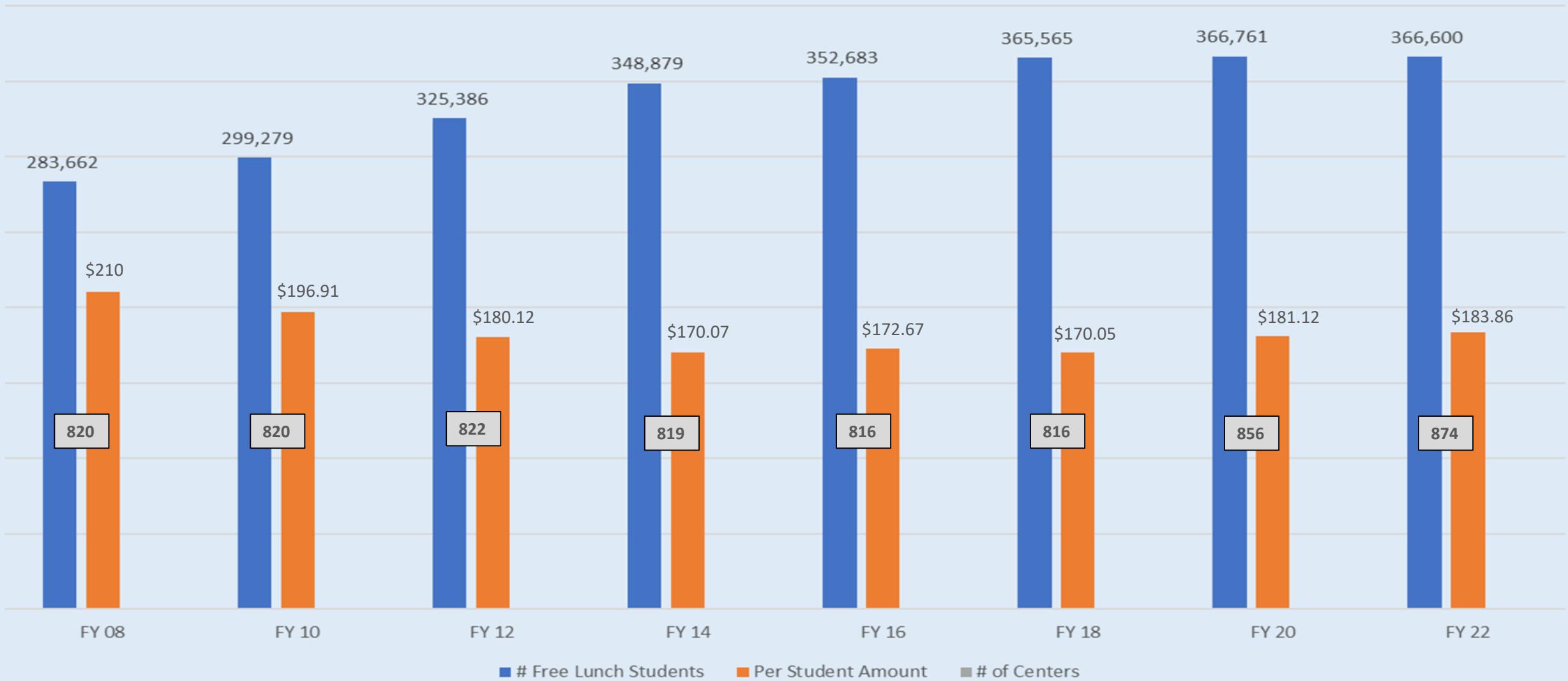


Local FRYSC Impact Report Example

Reading/Math: *Summer Ignite* (P. 3)

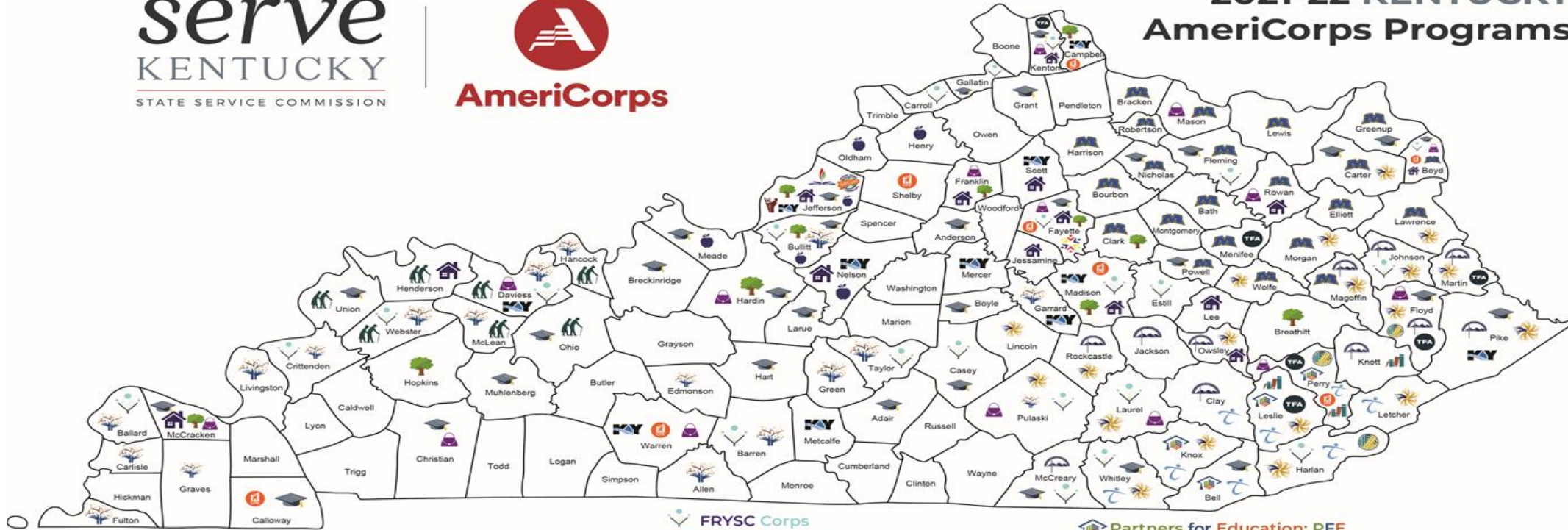
- (n=101) 94% of those attending the program showed an increase in attendance according to the Early Warning Tool data
- 82% of those attending the program experienced a growth in their graduation score from June 2021 to Sept. 2021
- 71% increased in Math and/or Reading (40% increase in both; 18% increased in Math only; 13% increased in Reading only)





FRYSC Per Student Amounts, Free Lunch Students and Centers by Fiscal Year











Serve Kentucky

- 25 AmeriCorps grants awarded in FY21 (\$10.3 million in federal funds, \$4.6 million in education awards for 1,018 members statewide, and \$7.7 million in grantee match). A 138% increase in federal funding since FY15, when there were 12 programs.
- Grant beneficiaries are local school systems, higher education and non-profit organizations that engage citizens to strengthen communities and solve local problems.
- Program focus includes:
 - Tutoring / Mentoring at-risk youth
 - Opioid / Drug abuse prevention for youth
 - Addressing homelessness
 - Increasing the preparedness of individuals for disasters
- Last completed program year (FY20), Kentucky AmeriCorps members recruited and managed 3,729 volunteers who served approximately 36,162 hours, valued at over \$1.1 million (using 2020 national value of volunteer time of \$28.54 per hour).



-  ATEAM AmeriCorps
-  Christian Appalachian Project
-  Economic Empowerment Corps
-  Environmental Education Leadership Corps
-  Fayette County Math Success
-  Foundation for Appalachian Kentucky

-  FRYSC Corps
-  Global Game Changers
-  Homes For All
-  iFoster TAY AmeriCorps
-  Kentucky College Coaches
-  Kentucky Advising Academy
-  KY Ready Corps
-  MSU Corps

-  Partners for Education: PFE
-  REACH Corps
-  Reading Corps
-  Senior Connections
-  Teach For America-Appalachia
-  Teach Kentucky AmeriCorps
-  UNITE Service Corps
-  YouthBuild Urban Conservation Corps



serve.ky.gov



KENTUCKY
Cabinet for Health and
Family Services

Questions