

# Update from the Office of Vocational Rehabilitation



**Mary Pat Regan**, Deputy Secretary  
Education and Workforce Development Cabinet

**Cora McNabb**, Executive Director  
Office of Vocational Rehabilitation

Interim Joint Committee  
Economic Development & Workforce Investment

October 29, 2020

# Education and Workforce Development Cabinet

The Education and Workforce Development Cabinet (EWDC) is strengthening Kentucky families from cradle to career by supporting opportunities for education, training, and career readiness, building a dynamic workforce that meets current and future global demand.



- Kentucky Governor's Office of Early Childhood
- Kentucky Department of Education
- Kentucky Center for School Safety
- Governor's School for Entrepreneurs
- Governor's Scholars Program
- Office of Adult Education
- Office of Vocational Rehabilitation
- Kentucky Commission on Proprietary Education

- Office of Employer and Apprenticeship Services
- Kentucky Workforce Innovation Board
- Kentucky Educational Television
- KY Commission on the Deaf and Hard of Hearing
- Kentucky Environmental Education Council
- Kentucky Center for Statistics (KY STATS)
- Kentucky Department of Libraries and Archives

# Office of Vocational Rehabilitation Philosophy, Mission and Values

## Philosophy

We recognize and respect the contribution of all individuals as a necessary and vital part of a productive society.

## Mission

To assist Kentuckians with disabilities to achieve suitable employment and independence.

## Values

- We value the rights, merit and dignity of all persons with disabilities and the opportunity to pursue employment as an important aspect of a full and meaningful life.
- We value all staff, their individual talents, unique abilities and contributions to the agency's mission.
- We value collaborative efforts and partnerships which support the agency's mission.



# Vocational Rehabilitation in Kentucky


Total percentage of Kentuckians with disabilities: **17.4%**

Employment rate  
for individuals without  
disabilities: **75.7%**

Employment rate  
for individuals with  
disabilities: **29.4%**



# OVR Consumer Demographics



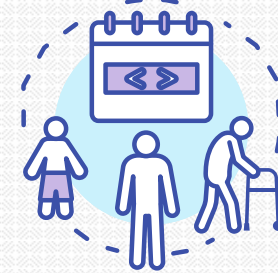
## Gender

Male: 49%  
Female: 50.8%



## Race

White: 88%  
Black: 10%  
Others: 2%



## Disability Type

Psychological/Mental: 32.31%  
Cognitive: 24.26%  
Sensory: 20.28%  
Physical: 19.42%

# Vocational Rehabilitation Funding

- 21.3% state funding
- 78.7% federal funding
  - For every 22 cents funded by the Commonwealth, 78 cents in federal funds are received
- \$16,048,863 General Funds
- \$60,868,218 Federal Funds



# Good News for Services

OVR currently has all priority categories of service open and has suspended all cost sharing for individuals.

## Categories of Service

- Most significant disability with limitations in three or more functional capacities
- Most significant disability with limitations in two functional capacities
- Significant disability with limitation in one functional capacity
- Non-significant disability

# **OVR Training and Employment Metrics**

## **Jan. 1 – Oct. 1, 2020**

- 36,781 individuals served
- 17,421 students received pre-employment transition services
- 4,468 individuals in training programs
- 2,217 individuals ready for employment
- 2,052 employment outcomes
  - average hourly wage \$15.45
  - average hours worked 33/week



# Impact of COVID-19 on OVR Services

2020 Calendar Year	JAN	FEB	MAR	APR	MAY	JUN	JUL	AUG	SEP	Totals
<b>Referrals</b>	1374	1290	709	175	221	318	450	495	734	5766
<b>Potentially Eligible</b>	126	125	73	4	5	8	11	12	108	472
<b>Applications</b>	793	911	434	109	137	209	293	362	376	3624
<b>Accepted</b>	663	667	767	441	158	152	244	296	321	3709
<b>Individualized Plan for Employment</b>	590	515	301	212	222	231	257	272	247	2847
<b>Positive Employment Outcome</b>	380	304	308	196	150	159	167	130	233	2027

# Impact of COVID-19 on OVR Services

- Staff telecommuting
- Staff utilizing various platforms for remote service delivery
- OVR working closely with other state agencies and workforce partners to assure essential service delivery
- Allowing exceptions in service delivery
- Additional staff training (i.e. suicide prevention, remote service delivery)
- Information and referral for individuals we serve
- Development of online service curriculums

# Impact of COVID-19 on Providers

- Reduction in referrals
- Decrease in revenue
- Staff turnover
- Difficulty shifting from in-person services to remote service delivery
- PPE
- Technology
- Program viability
- Health and safety of staff and the individuals served

# **OVR Support for Providers through the Service Fee Memorandum Process**

- Adjusted service definitions - Oct. 1 suspended VR requirement for providers to give services throughout individual's vocational lifetime, even though providers would no longer be eligible for funding after initial employment services were paid.
- OVR increased fees to providers effective Oct. 1
- OVR exploring options for higher rates for remote services

# Impact of COVID-19 on Individuals with Disabilities

- Lack of technology hinders learning or accessing services remotely
- High risk of contracting COVID-19 due to health conditions
- Social distancing creates isolation and loneliness
- Interruption of public transportation creates hardship; many feel unsafe accessing public transportation
- Recommended public health strategies, such as social distancing and frequent hands washing more difficult
- Equitable access to health care, a long-standing barrier, more challenging

# Employment for People with Disabilities

- Individuals with disabilities face challenges every day of their life.
- For us during COVID-19, many of the challenges are temporary.
- The reality for them is this is everyday life.
- Ongoing challenge for OVR and providers during the pandemic.
- How will we (OVR) assist individuals with disabilities to access information and services while minimizing the barriers.



## Regional Program Managers:

 West Region, Jason Cole – Green River/West KY

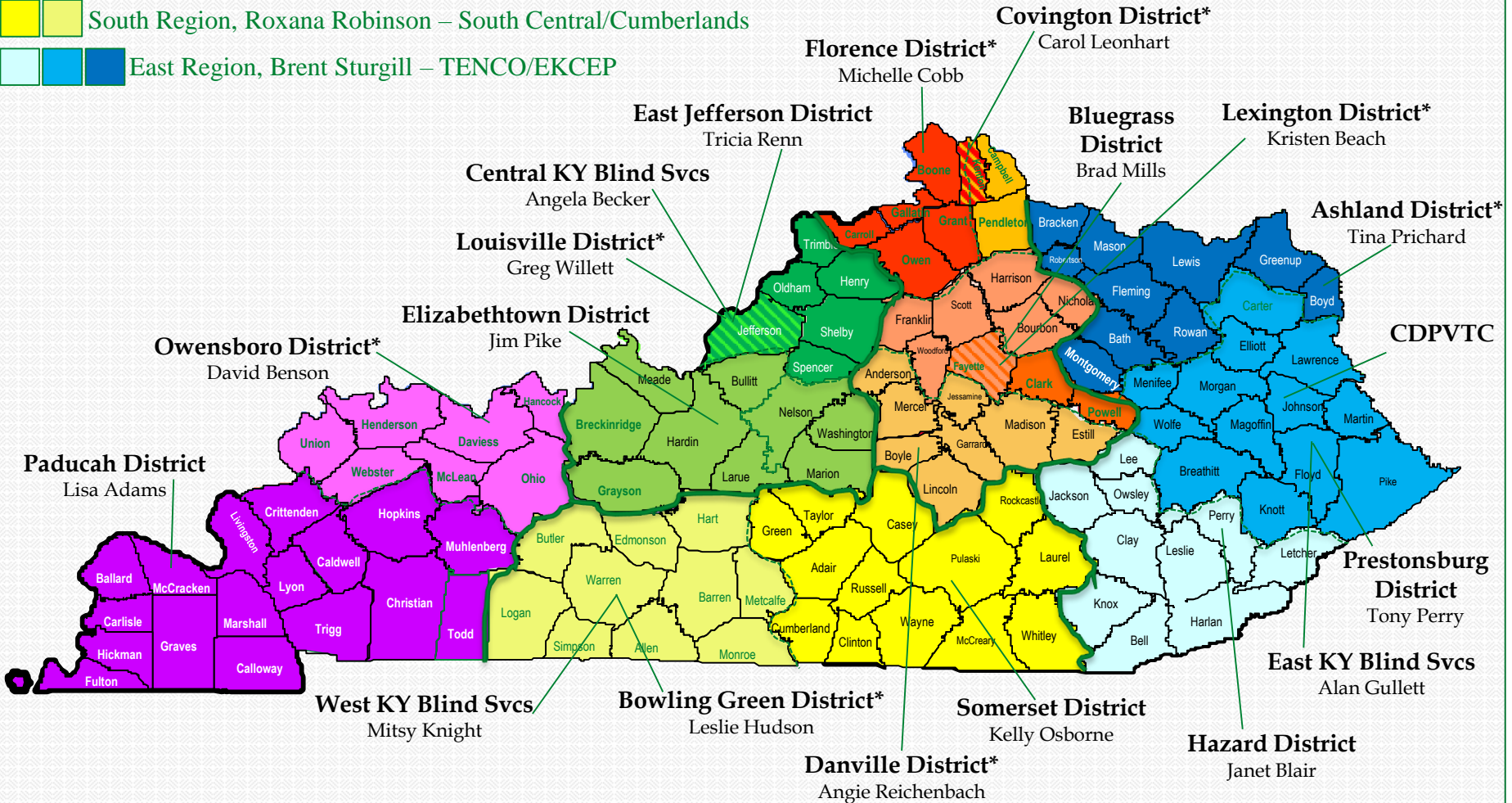
 West Central Region, Jenny Lampton – Kentuckiana Works/Lincoln Trail

 East Central Region, Ryan Henson – Northern KY/Bluegrass

 South Region, Roxana Robinson – South Central/Cumberlands

 East Region, Brent Sturgill – TENCO/EKCEP

# OVR Statewide Map-Regional



\* Denotes RCD position located within the District (Vacant RCD District Manager)

# Questions & Comments?

**Mary Pat Regan**, Deputy Secretary

Education and Workforce Development Cabinet

(502) 564-0372 | [Maryp.regan@ky.gov](mailto:Maryp.regan@ky.gov)

**Cora McNabb**, Executive Director

Office of Vocational Rehabilitation

(502) 782-3402 | [Cora.McNabb@ky.gov](mailto:Cora.McNabb@ky.gov)