

# THE KYTC MISSION

To provide a safe, efficient, environmentally sound and fiscally responsible transportation system that delivers economic opportunity and enhances the quality of life in Kentucky





# **Six-Year Highway Plan Projects:** *Where do they come from?*



# PROJECT PRIORITIZATION



- **Local Planning Organizations**
  - **Area Development Districts (ADDs)**
  - **Metropolitan Planning Organizations (MPOs)**
  - **District Office Planning**
- **Continual Improvement**
- **How to make sense of all the data?**



# **S.H.I.F.T.**

## **Strategic Highway Investment Formula for Tomorrow**



# **S.H.I.F.T.**



- **Data driven and objective**
- **A comparative guide**
- **Incorporates local input**
- **Similar to successful approaches of other states**
- **Transparent and defensible**

# S.H.I.F.T. FOCUSES ON CAPITAL IMPROVEMENTS



## Projects Included

- Safety Improvements
- Road Widening
- Reconstruction
- New Interchanges
- New Routes

## Projects Outside of S.H.I.F.T.

- Rural and Municipal Aid
- MPO Dedicated Projects
- Other Federally Dedicated Projects  
(safety, bike/ped, congestion, etc.)
- Maintenance Projects  
(pavement, bridges, etc.)

# S.H.I.F.T. – Current Data Based Formula Components



**Safety**



**Asset  
Management**



**Congestion**



**Cost/  
Benefit**



**Economic  
Growth**

# S.H.I.F.T. – Criteria Summary



Safety

- Evaluate the project's previous 5 yr. crash information.
- Evaluate the roadway characteristics of the project area.



Asset  
Management

- Consider projects that also have pavement, bridge, or reoccurring maintenance issues.



Congestion

- Identify capacity issues in the project area.



Cost/  
Benefit

- Evaluate the expected benefits in dollars of travel time savings and expected improved safety against the project costs.

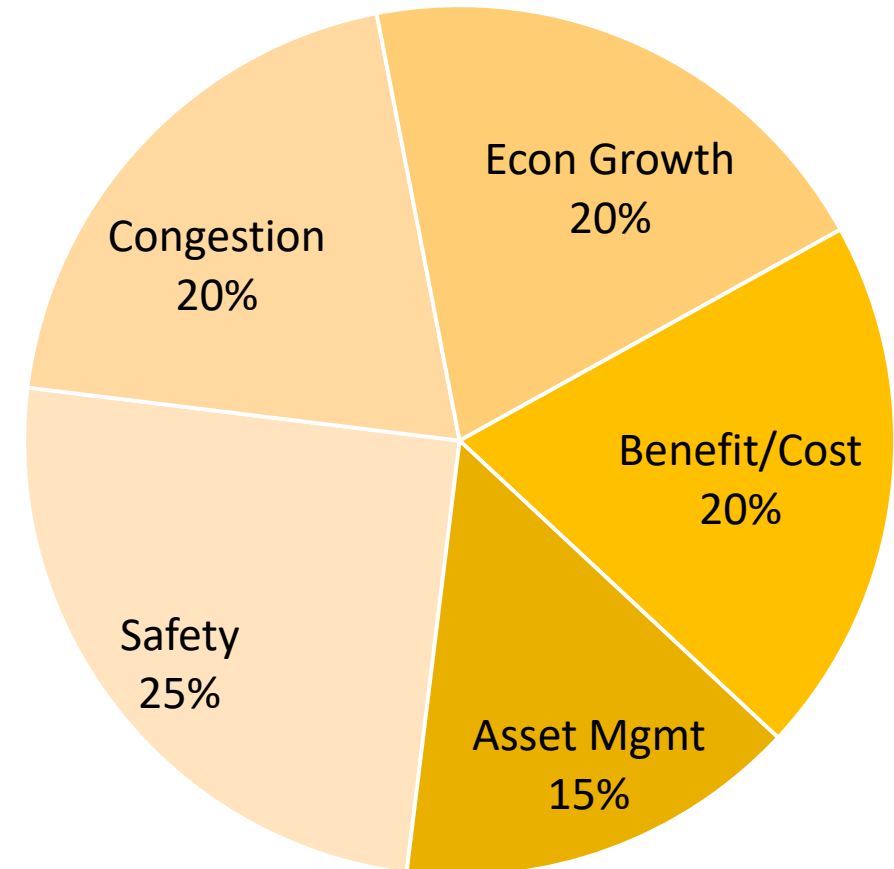


Economic  
Growth

- Quantify the project's economic competitiveness or accessibility/connectivity at a countywide level.
- Measure the impact on the freight network within the project area.

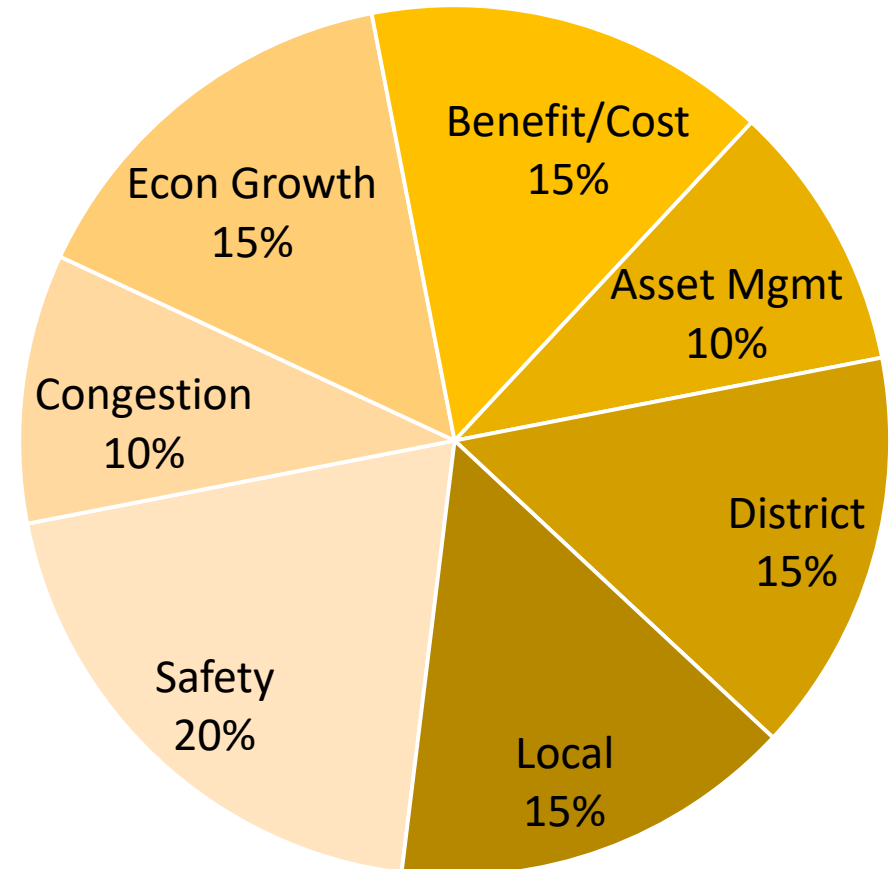
# S.H.I.F.T. – Statewide Component Weights

| Priority             | Score |
|----------------------|-------|
| Safety               | 25%   |
| Congestion           | 20%   |
| Fuel Economic Growth | 20%   |
| Benefit/Cost         | 20%   |
| Asset Management     | 15%   |
| TOTAL                | 100%  |

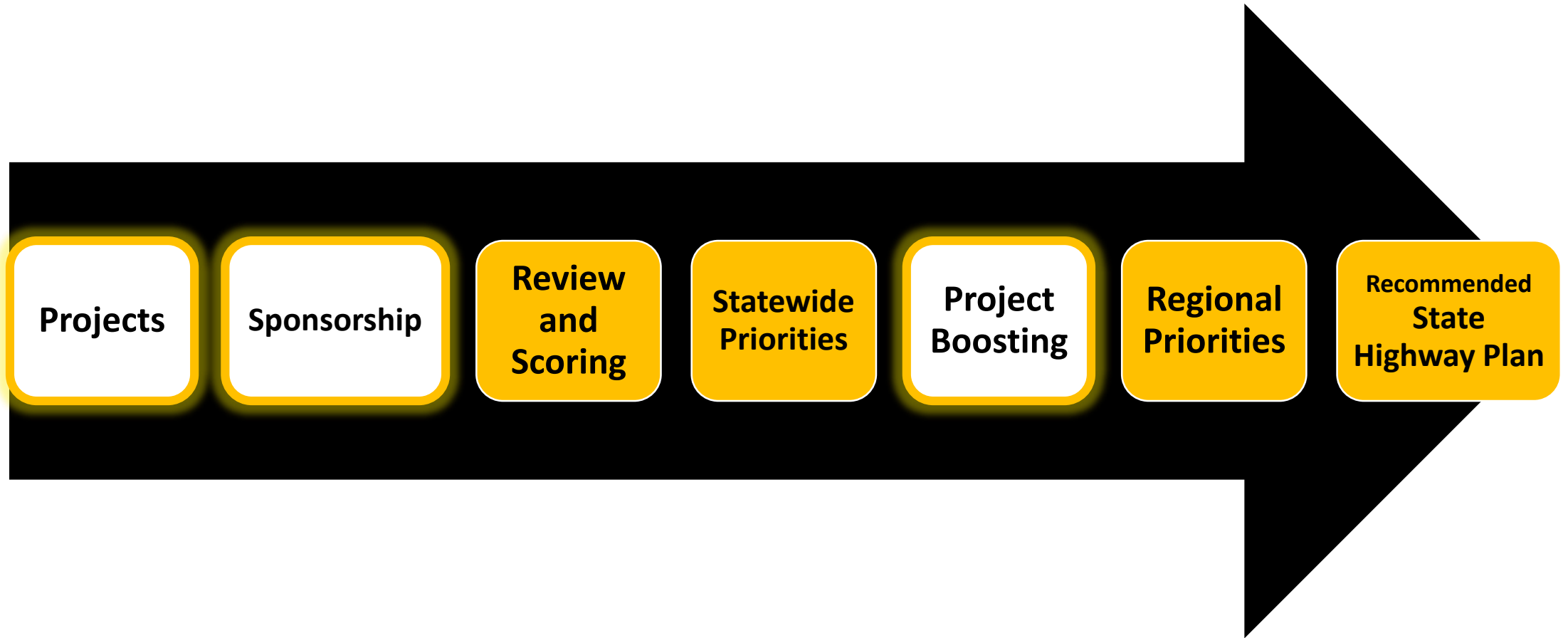


# S.H.I.F.T. – Regional Component Weights

| Priority                    | Score |
|-----------------------------|-------|
| Safety                      | 20%   |
| Congestion                  | 10%   |
| Fuel Economic Growth        | 15%   |
| Benefit/Cost                | 15%   |
| Asset Management            | 10%   |
| Quantitative Total          | 70%   |
| District Priorities (KYTC)  | 15%   |
| Local Priorities (ADD/MPOs) | 15%   |
| TOTAL                       | 100%  |



# S.H.I.F.T. PROCESS



# **S.H.I.F.T. PROCESS: Projects**

- **Thru March 1, 2021**
- **Identified 3796 Projects**
- **Totaling over \$70 Billion**

# **S.H.I.F.T. PROCESS: Sponsorship**

- **March 1, 2021 - May 14, 2021**
- **1193 projects sponsored**
- **Totaling \$24 Billion**

# **S.H.I.F.T. PROCESS: Statewide Priorities**



- **Concluded 7-30-2021**
- **275 National Highway System Projects**
- **Totaling \$11 Billion**
- Identified 52 Projects on Interstates and Parkways
- \$7 Billion (includes \$4 Billion for Northern Kentucky River Crossings)

# **S.H.I.F.T. PROCESS: Project Boosting**



- **August 4, 2021 – September 24, 2021**
- **Collaborative**
- **Non-Data considerations**
- **Local Priorities**

# **S.H.I.F.T. Opportunities for Input**



- **Project Boosting**
  - **Aug 4, 2021 – Sep 24, 2021**
- **Check with local planning organization**

# QUESTIONS?

# CONTACT INFORMATION

---

Kenny Bishop, Legislative Director  
kenny.bishop@ky.gov  
859-797-9733

transportation.ky.gov  
Twitter: @KYTC  
Facebook: /kytc120