



The Family First Prevention Services Act and Kentucky

Family First & KY

All Kentucky kids
deserve to be safe
and connected to a
family.



© UFS, Inc.

THERE'S NO HEAVIER BURDEN
THAN A GREAT POTENTIAL!

HB 1 & Family First

Family First creates opportunities to fully achieve the values of HB 1



Prevention



Family Preservation



Kinship Care



Foster Care



Residential Care



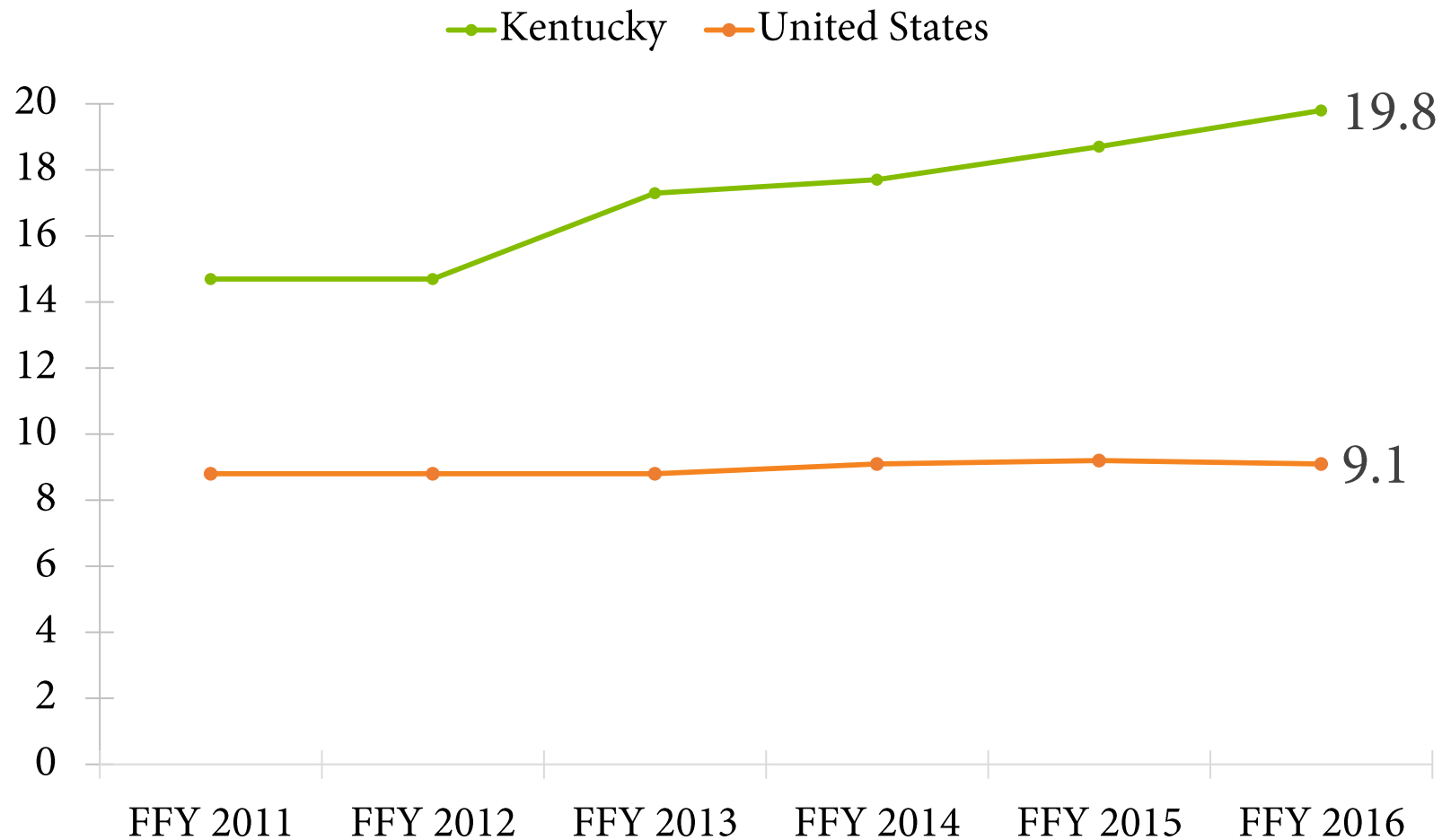
Youth Aging Out

Keeping Families Together

The Kentucky rate of substantiations of child abuse and neglect is double the U.S. rate



Kentucky's Child Maltreatment Rate (per 1,000 children)



Source: U.S. Department of Health & Human Services, Administration for Children and Families, Administration on Children, Youth and Families, Children's Bureau (2018), *Child Maltreatment 2016*.

Keeping Families Together

Opportunities:


- Increase investments in programs that prevent child abuse and keep families together:
 - START
 - K-STEP



Number of Children Who Received Family Preservation Services

Strengthening Family Preservation

Most children who receive family preservation services can remain safely in their homes



Strengthening Family Preservation

Opportunities:

- Increase availability of family preservation programs
- Increase access to programs like START and K-STEP that address safety and parental substance abuse



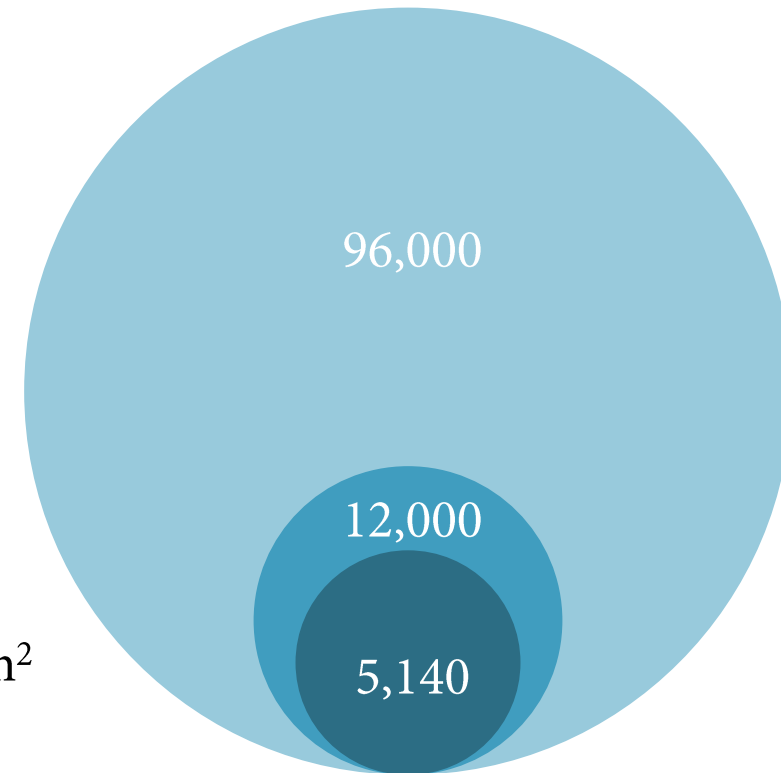
**Family
Preservation**

Children in the Care of Relatives

While many relatives care for kin, we are focusing on children in the care of relatives as a result of DCBS involvement

Kentucky Kids in the Care of Relatives

- Children Being Cared for by Kin Both Formally and Informally¹
- In Kinship Care Due to Removal from Home
- In Kentucky Kinship Care Program²



Kentucky Kids in Relative Foster Care³




Sources: 1. 2016-2018 Current Population Survey Annual Social and Economic Supplement (CPS ASEC). Estimates represent a three-year average. 2. Kentucky Cabinet for Health and Family Services, Department for Community Based Services Oct 2017 3. Kentucky Cabinet for Health and Family Services, Department for Community Based Services, CY 2016

Children in the Care of Relatives

Opportunities

- Prioritize placement of kids in family settings
- Utilize Title IV-E reimbursement for up to 50% of expenditures on Kinship Navigator Programs that meet evidence-based requirements.
- Ensure every relative caregiver understands option to become a licensed foster care provider through Kinship Navigator Programs
- And, support family settings with wraparound services



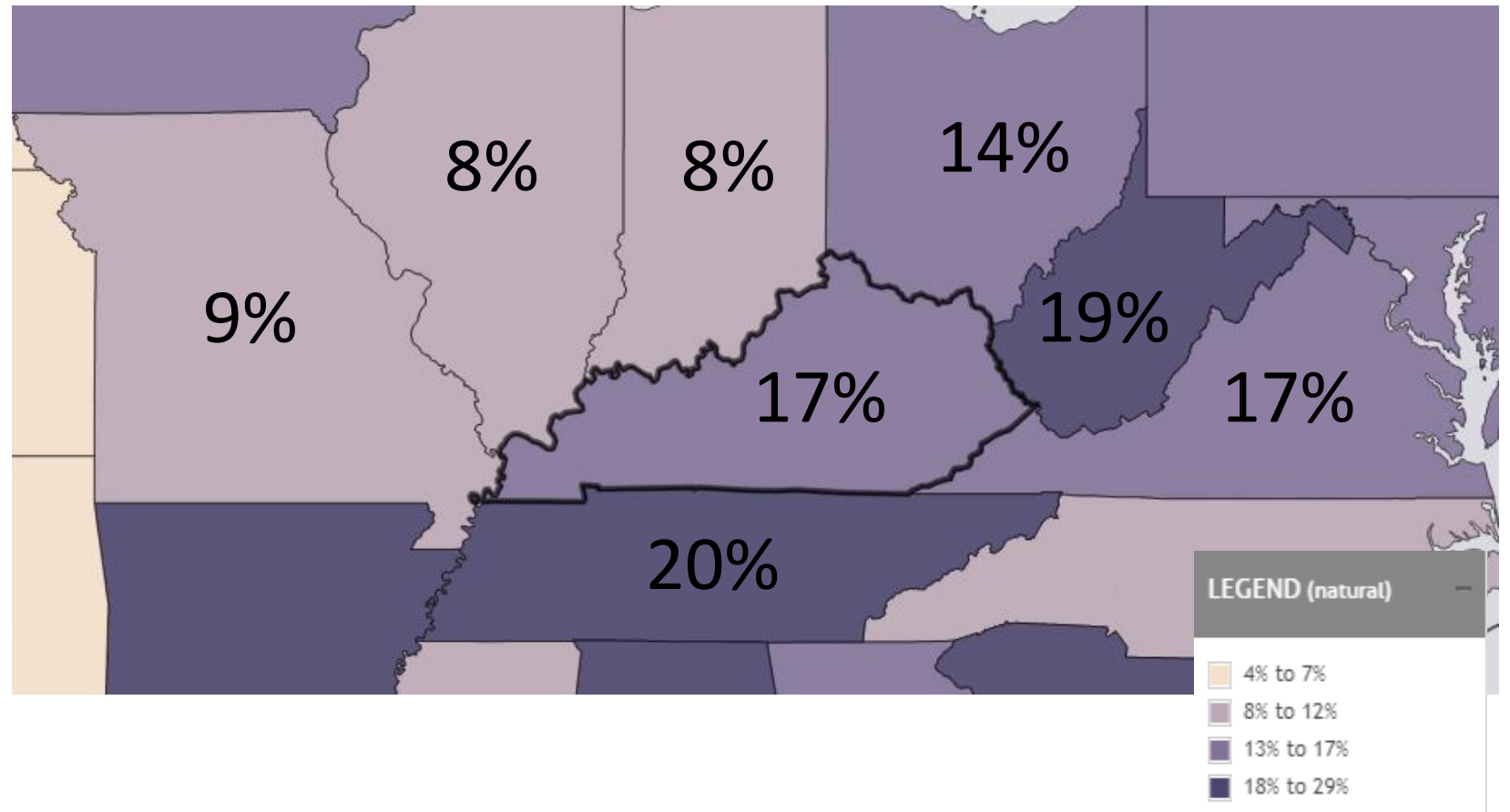
**Kinship
Care**

Connecting Kids to Families

Kentucky has the 6th highest percentage of children in foster care placed in a residential setting among states



Percent of Children in Foster Care in a Residential Treatment Facility



Source: KIDS COUNT Data Center, National KIDS COUNT Project, Children in Foster Care by Placement Type, FFY 2016.

Connecting Kids to Families

Kentucky has the 6th highest percentage of children in foster care placed in a residential setting among states



Opportunities:

Because no child may remain for more than 2 weeks in a child care institution that is not one of the following:

- A qualified residential treatment program (QRTP)
- A setting specializing in providing *prenatal, post-partum, or parenting supports for youth*
- A *supervised independent living program for youth 18 and over, or*
- A high quality residential care and supportive services *program for youth have been or at risk of becoming sex-trafficking victims*

This creates the opportunity for Kentucky to ensure kids who do need the specialized services offered in residential settings have the highest quality of care



Adoption

Demographics		
African American Children	1685	17
Children with a Goal of Adoption	2683	27
Children with a Goal of Reunification (note C)	5433	55
Children with a Goal of Emancipation	7	0
Average Age of Entry into foster care	7	
Average Age Now	10	
Average # Months in Care at this Point in Time	21	
Average Percent of Life in Care	28	
Average Number of Days to Re-Enter for those with any Re-Entry	862	
Average Number of Placements this Removal Episode	3	
Cost Data		
Number of Children with Per Diem payments listed	7855	
Average Cost Per Day for Child with Per Diem Payments	\$82.25	
Average Cost per Child for Average Months in Care (note D)	\$52287.15	

A. Includes DCDF adoptive homes, kinship and licensed, medically complex homes.

Source: CHFS Foster Care FACTS 10/7/2018

Adoption

Opportunities:

- Extends the Adoption and Legal Guardian Incentive Payment program to 2021



Transition- Aged Youth

**In SFY 2018, 601 youth aged
out of the child welfare system.**

Transition- Aged Youth

Opportunities:

- Extends to age 23 the supports and services to former foster care youth under the John F. Chafee Foster Care Independence Program:
 - Financial, housing, counseling, employment, education, other
 - Only applies to states that have taken the option to extend foster care to youth to age 21
- Extends Education and Training vouchers to age 26 (currently age 23)
- By October 1, 2019, HHS must submit report on the National Youth in Transition Database (NYTD) tracking outcomes of youth who exited care.



For more information:

Shannon Moody | smoody@kyyouth.org | kyyouth.org