

KENTUCKY TRANSPORTATION CABINET

Interim Joint Committee on Transportation

Fiscal Year 2019 Closeout

Robin Brewer, Executive Director, Office of Budget and Fiscal
Management

September 9, 2019



FY 2019: Road Fund Official Revenue Estimate vs. Actual Revenues

2

	<u>Official</u> <u>Revenue Est.</u>	<u>Actual</u>	<u>Difference</u>
Motor Fuels	\$ 759.2	773.2	\$ 14.0
Motor Vehicle Usage	494.0	514.5	20.5
Other	253.4	278.3	24.9
TOTAL	\$1,506.6	\$1,566.1	\$ 59.5

(in millions)

FY 2019 Actual Revenues Compared to FY 2018 Actual Revenues

3

	<u>FY 2019</u>	<u>FY 2018</u>	<u>Difference</u>	<u>% Change</u>
Motor Fuels	\$773.2	\$764.9	\$8.3	1.1
Motor Vehicle Usage	514.5	493.1	21.4	4.3
Other	278.3	252.9	25.4	10.0
TOTAL	\$1,566.1	\$1,511.0	\$55.1	3.6

(in millions)

Official Enacted Road Fund Revenue Estimates for FY 2020

4

Road Fund Revenues	FY 2020 Official Enacted Rev. Est.
Motor Fuels	\$761.2
Motor Vehicle Usage	\$492.6
Motor Vehicle License	\$116.3
Weight Distance	\$83.2
Other	\$36.4
Motor Vehicle Operators	\$16.8
Investment	\$3.3
Total Road Fund	\$1,509.8

(In millions)

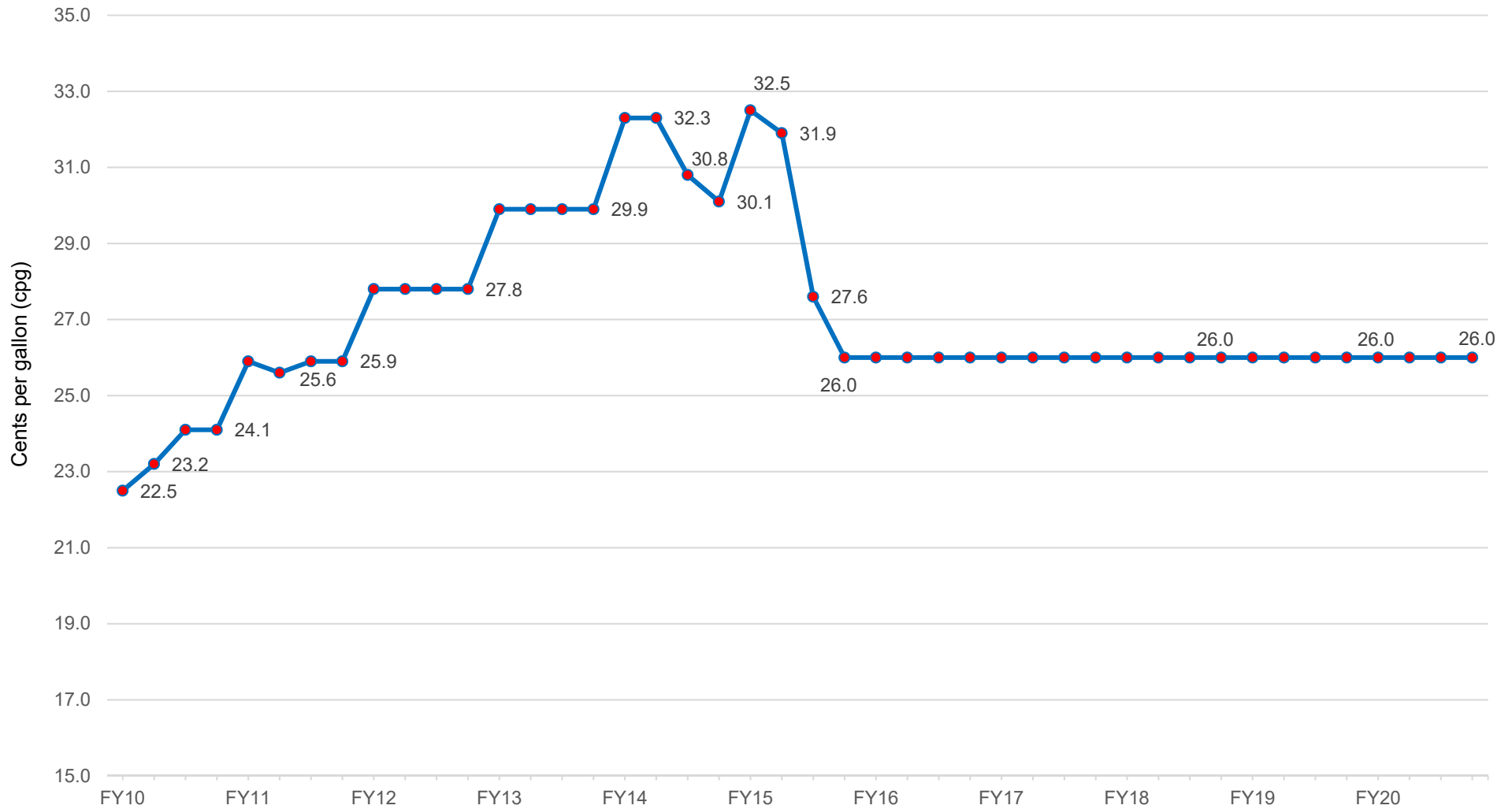
Historical Motor Fuels Tax Revenues

5



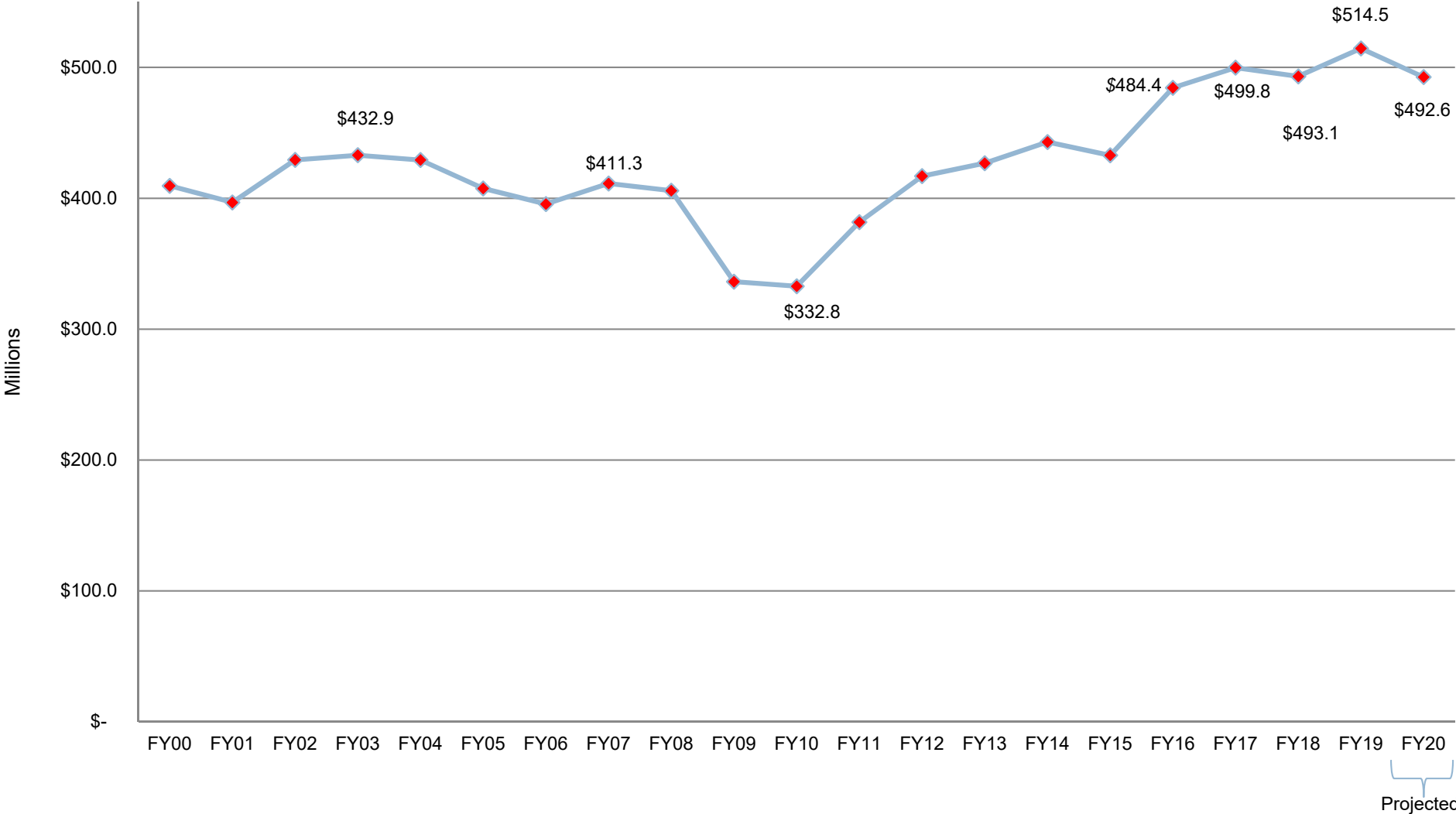
Historical Motor Fuels Tax Rates

6



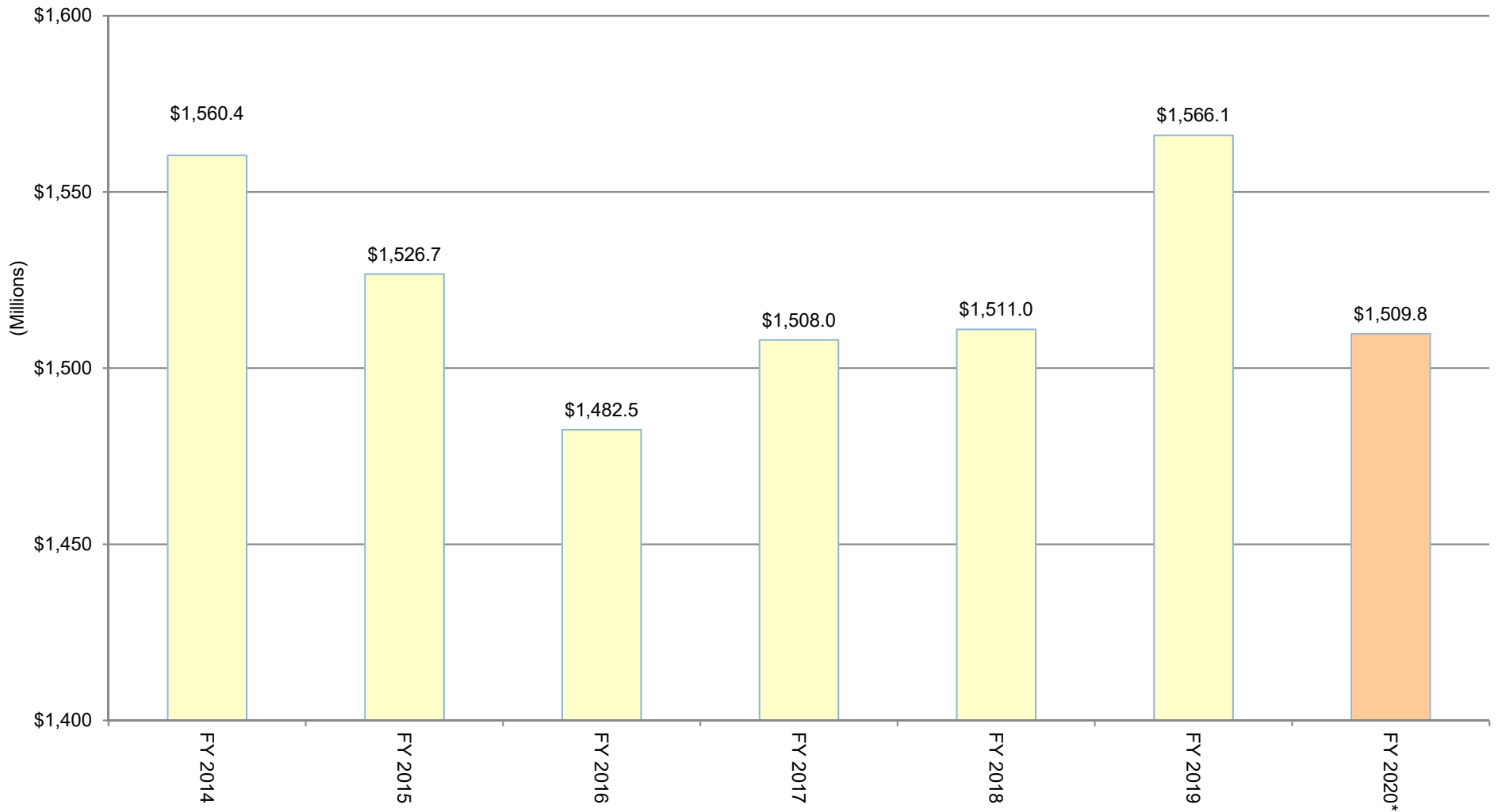
* Includes 1.4 cpg for Petroleum Storage Tank Environmental Assurance Fund.

Historical Motor Vehicle Usage Tax Revenues



Total Road Fund Revenues by Fiscal Year

8



*Projected