



Kentucky County Clerks Association

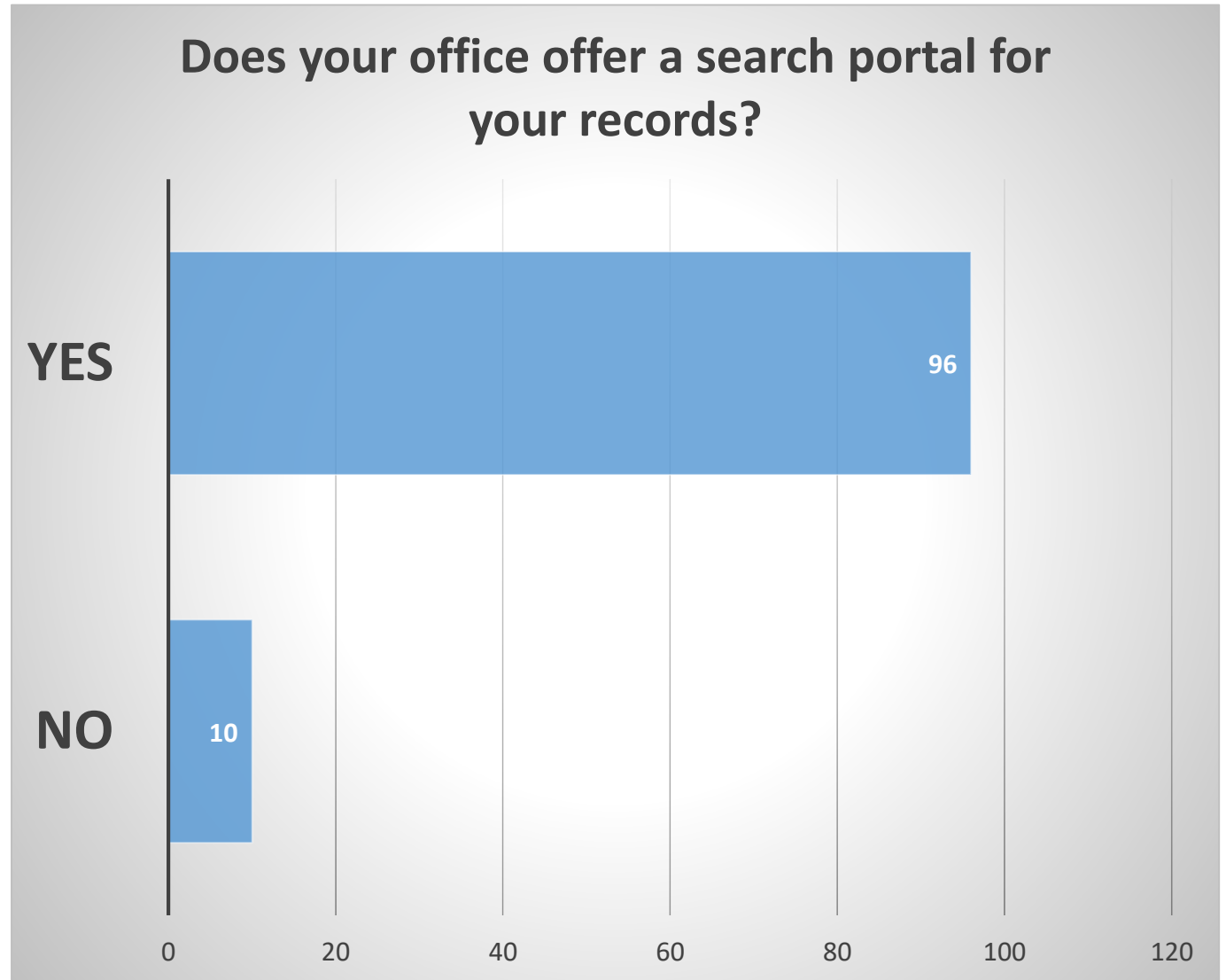
SURVEY RESULTS AND FUNDING

JUNE 16, 2021

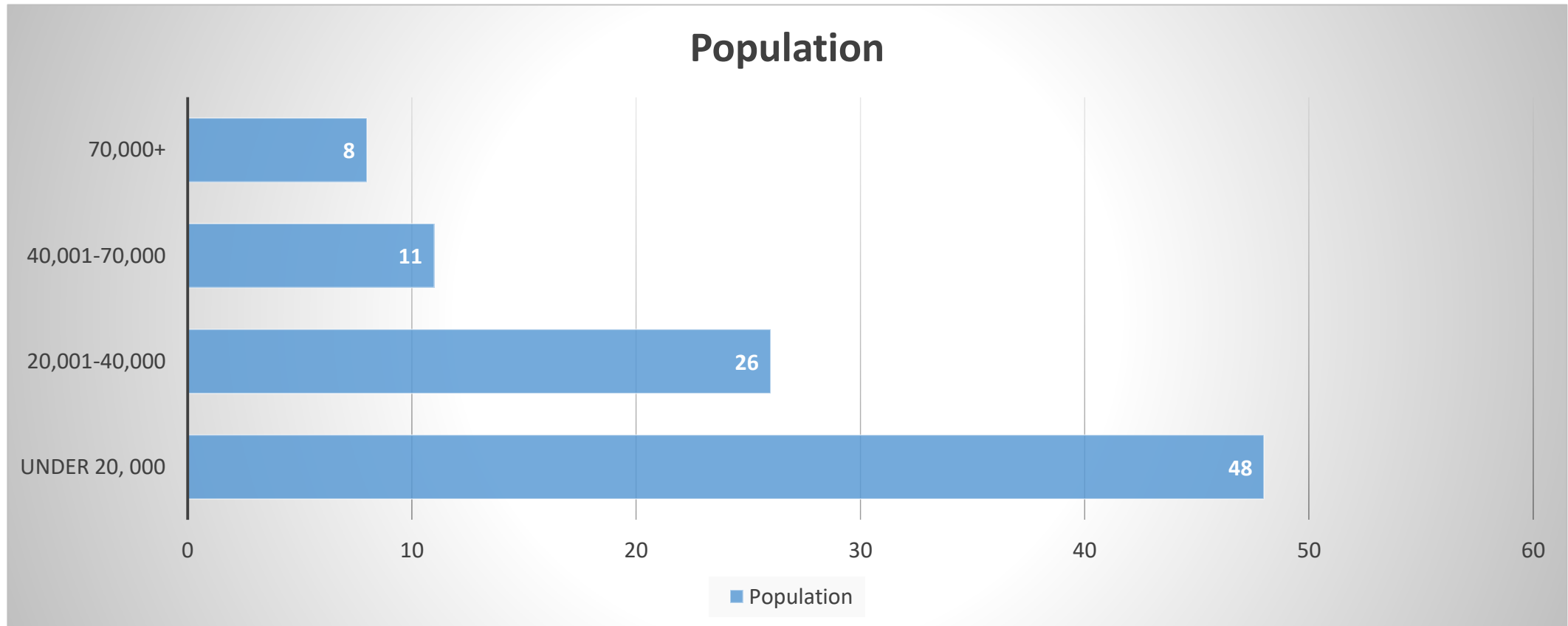


Snapshot of Survey

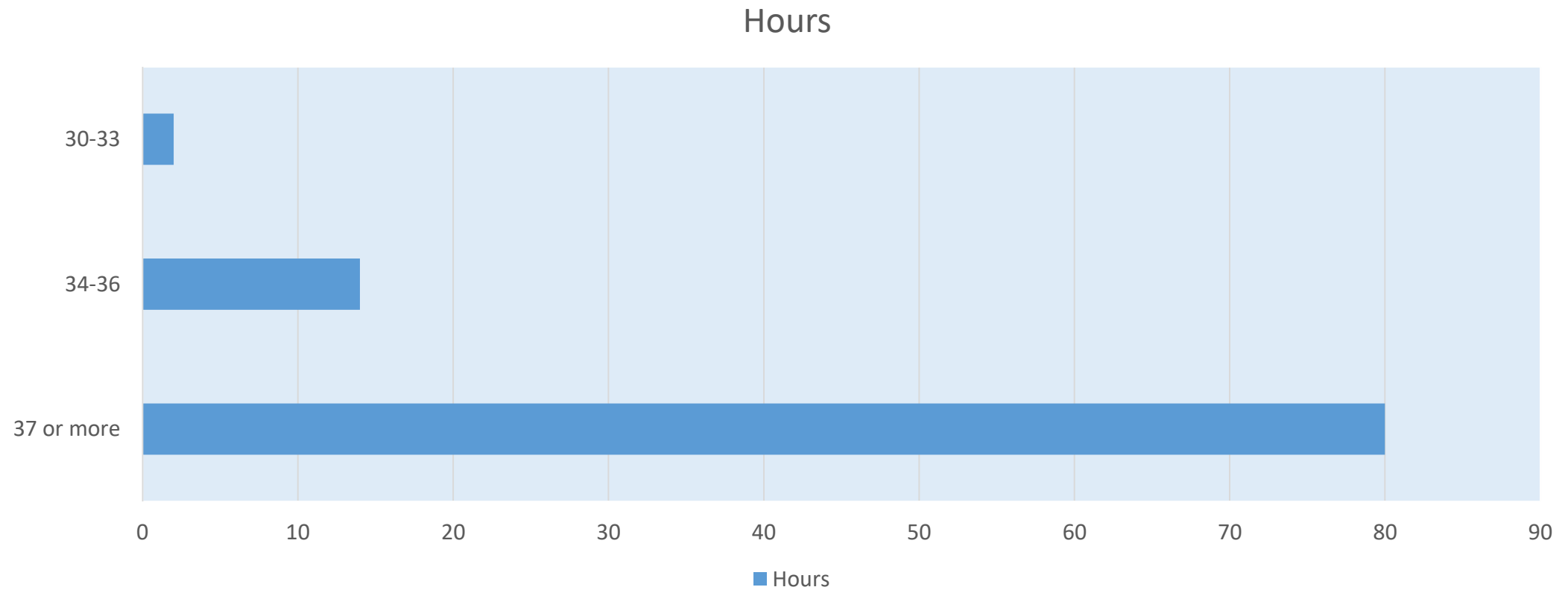
- **105 Survey Participants**
- **Almost 90% of County Clerks Responded**
- **56% of County Clerks have less than 2 full time recording deputies**
- **Almost 96% of County Clerks have less than 5 full time recording deputies**



Populations of the County Clerks who completed the survey

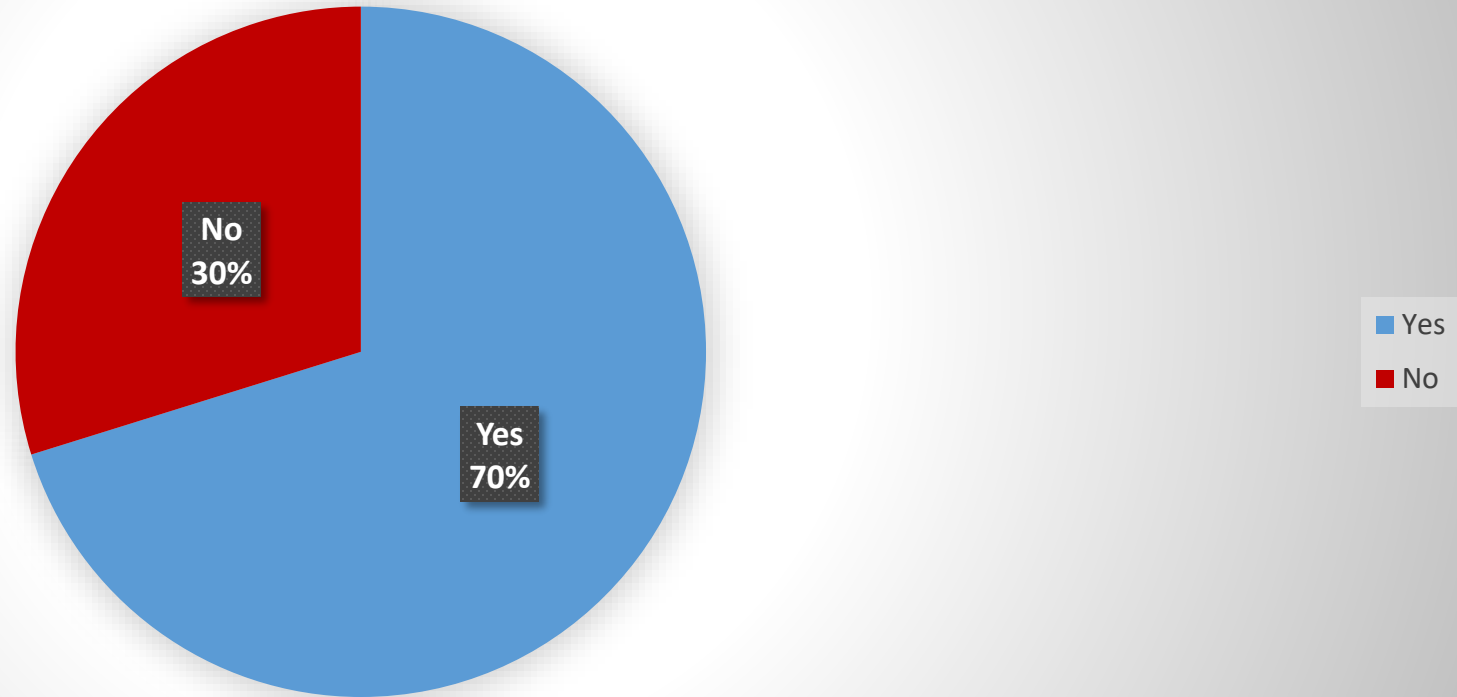


Recording Departments Hours of Operation



During the pandemic, did you allow free online access to your records?

COVID-19 Online Access



Where do we stand in 2021?

DEEDS AVAILABLE FOR ONLINE RESEARCH:

Years	Number of Clerks	Percentage
2000-Current	8	8.08%
1990-Current	15	15.15%
1980-Current	18	18.18%
1970-Current	17	17.17%
1960-Current	9	9.09%
Prior to 1960	25	25.25%
No Records Online	7	7.07%
<u>84.84% of clerks have deeds available online for a 30 year search!</u>		

MORTGAGES AVAILABLE FOR ONLINE RESEARCH:

Years	Number of Clerks	Percentage
2000-Current	11	11.11%
1990-Current	16	16.16%
1980-Current	20	20.20%
1970-Current	20	20.20%
1960-Current	10	10.10%
Prior to 1960	15	15.15%
No Records Online	7	7.07%
<u>81.81% of clerks have mortgages available online for a 30 year search!</u>		

Where do we stand in 2021?

LIS PENDENS AVAILABLE FOR ONLINE RESEARCH:

Years	Number of Clerks	Percentage
2000-Current	18	18.37%
1990-Current	21	21.43%
1980-Current	22	22.45%
1970-Current	13	13.27%
1960-Current	9	9.18%
Prior to 1960	8	8.16%
No Records Online	7	7.14%
<u>74.49% of clerks have lis pendens available online for a 30 year search!</u>		

WILLS AVAILABLE FOR ONLINE RESEARCH:

Years	Number of Clerks	Percentage
2000-Current	14	14.29%
1990-Current	14	14.29%
1980-Current	20	20.41%
1970-Current	12	12.24%
1960-Current	6	6.12%
Prior to 1960	23	23.47%
No Records Online	9	9.18%
<u>76.53% of clerks have wills available online for a 30 year search!</u>		

Where do we stand in 2021?

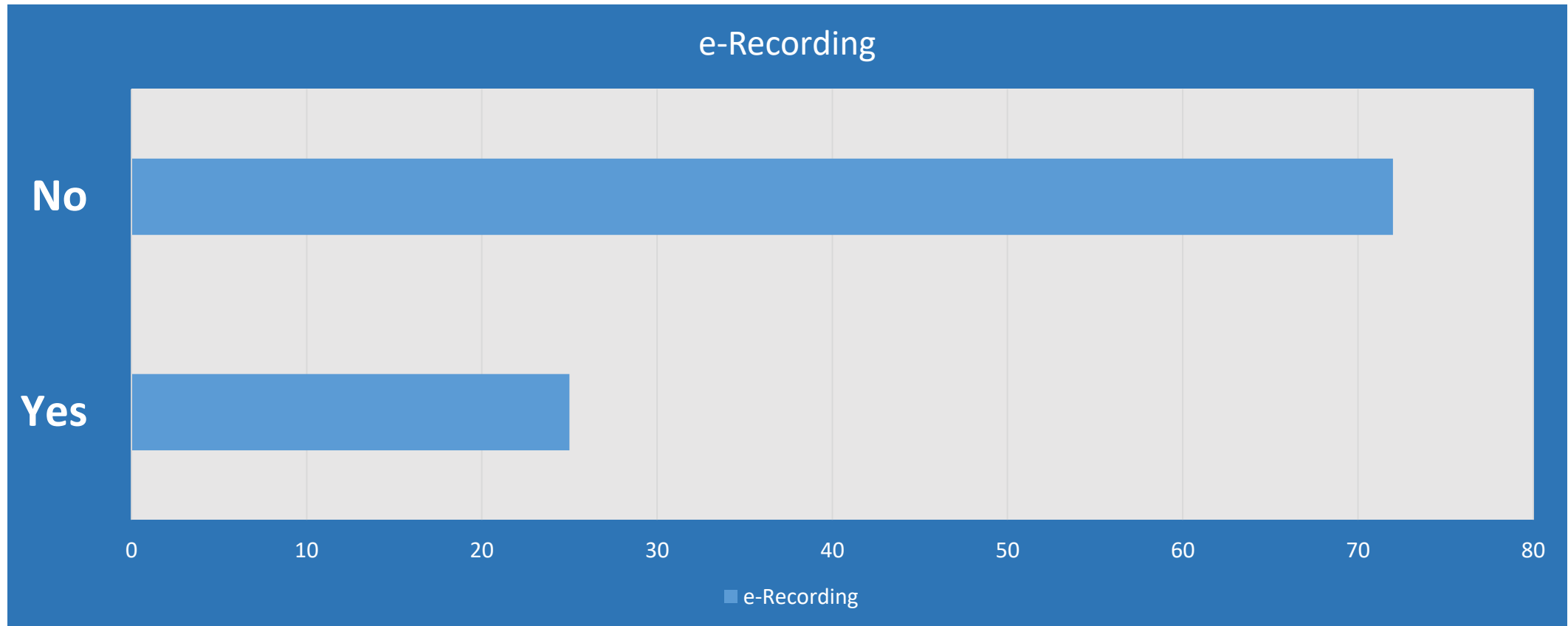
MARRIAGE LICENSE AVAILABLE FOR ONLINE RESEARCH:

Years	Number of Clerks	Percentage
2000-Current	12	12.12%
1990-Current	10	10.10%
1980-Current	16	16.16%
1970-Current	9	9.09%
1960-Current	7	7.07%
Prior to 1960	23	23.23%
No Records Online	22	22.22%
<u>65.65% of clerks have marriage licenses available online for a 30 year search!</u>		

ENCUMBRANCES AVAILABLE FOR ONLINE RESEARCH:

Years	Number of Clerks	Percentage
2000-Current	19	19.39%
1990-Current	17	17.35%
1980-Current	22	22.45%
1970-Current	13	13.27%
1960-Current	8	8.16%
Prior to 1960	7	7.14%
No Records Online	12	12.24%
<u>68.37% of clerks have encumbrances available online for a 30 year search!</u>		

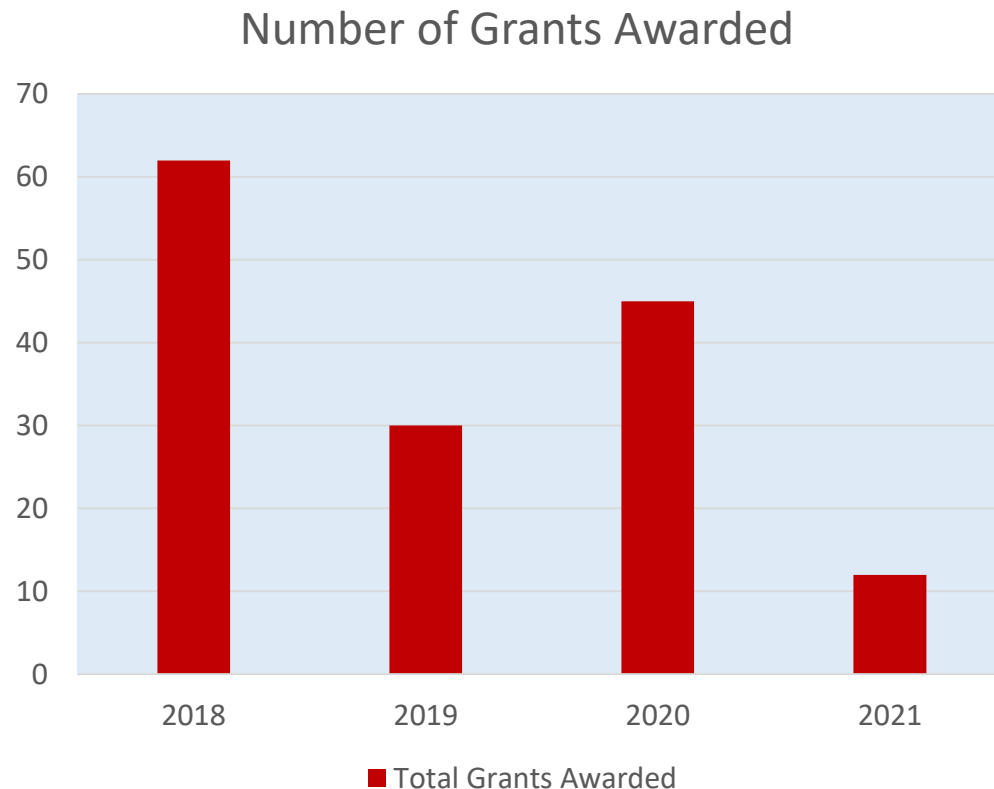
e-Recording since January 2020



e-Recording and County Clerk Budgets

- ❖ The pandemic slowed the implementation of e-Recording due to the complete change of work procedures and two Elections during a crisis.
- ❖ Of the 72 who are not e-recording at this time, 40 of the clerks know that their software vendor can accept e-recordings and are looking into the service.
- ❖ Clerks who are e-recording are overwhelmingly accepting all documents permitted by law.
- ❖ County Clerk offices are fee offices and must operate off of the fees generated in the office.
- ❖ Most County Clerks start every year with a zero dollar bank balance. All excess fees at the end of each year are turned over the fiscal courts.
- ❖ Money cannot be rolled over from year to year unless you are an over 70,000 in population county.
- ❖ The \$10.00 document storage fee that was agreed to be kept in the Clerk's offices for the four year term is not permitted by the Auditor/DLG and must be turned over as excess fees to the fiscal courts. This fee was to be used for equipment upgrades and digitalization of records.

Kentucky Department of Libraries & Archives Grants

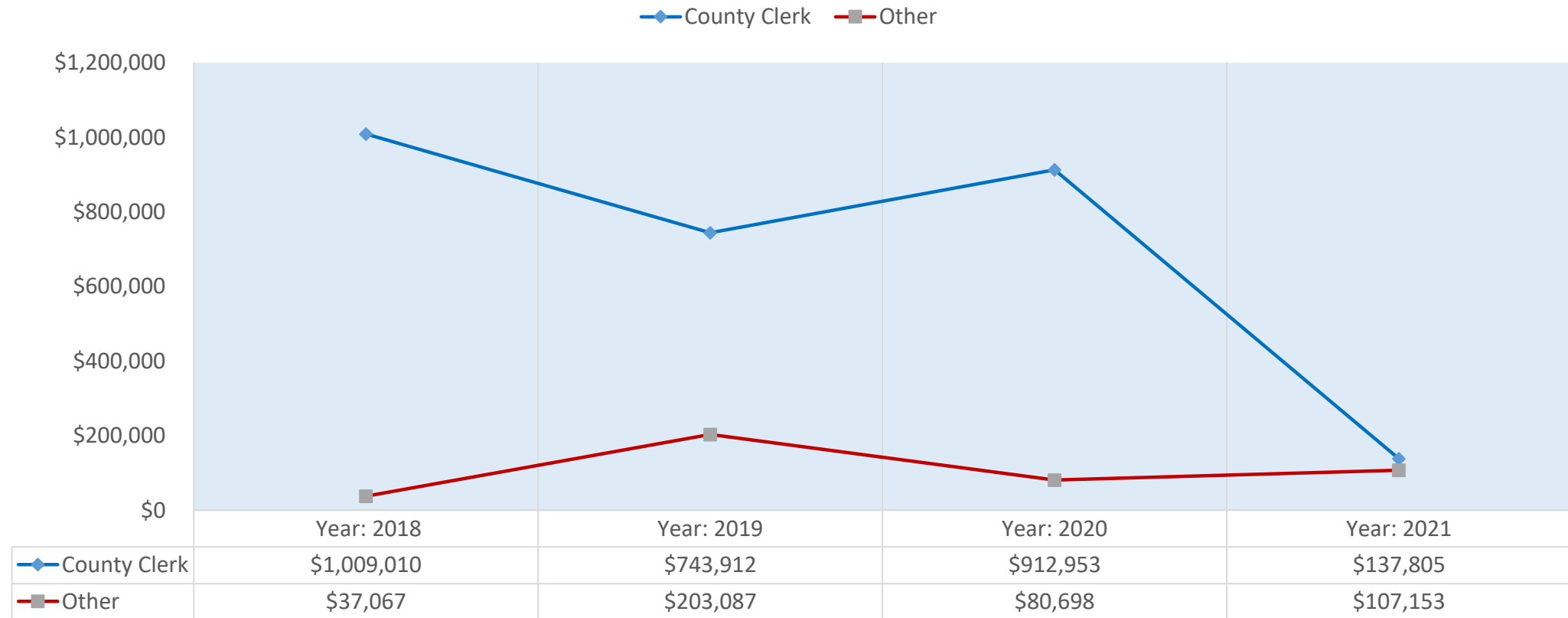


❖ **80.64% Decrease in the Number of Grants Awarded from 2018-2021**

❖ **76.5% Decrease in the Amount of Grant Funding Awarded from 2018-2021**

Funding by Years

County Clerk vs. Non Permanent Record Agencies



2021 Cycle 2 Highlights

- ❖ Zero County Clerk Grants were Awarded
- ❖ 9 of the 14 Grants submitted were sent to Regional Administrators prior to the meeting for review as suggested by KDLA Management yet none of them were awarded
- ❖ County Clerks collected more funding in 2020 than prior years yet didn't see a return on investment in the KDLA Grant Program or Regional Administrator Assessments



We appreciate the opportunity and
look forward to future discussions!

Kentucky County Clerk's Association

June 16, 2021