

SAFE STRONG SUPPORTIVE

REMARKS TO THE KENTUCKY INTERIM JOINT COMMITTEE ON FAMILIES AND CHILDREN

David Sanders
Executive Vice President, Systems Improvement
Casey Family Programs
November 18, 2024

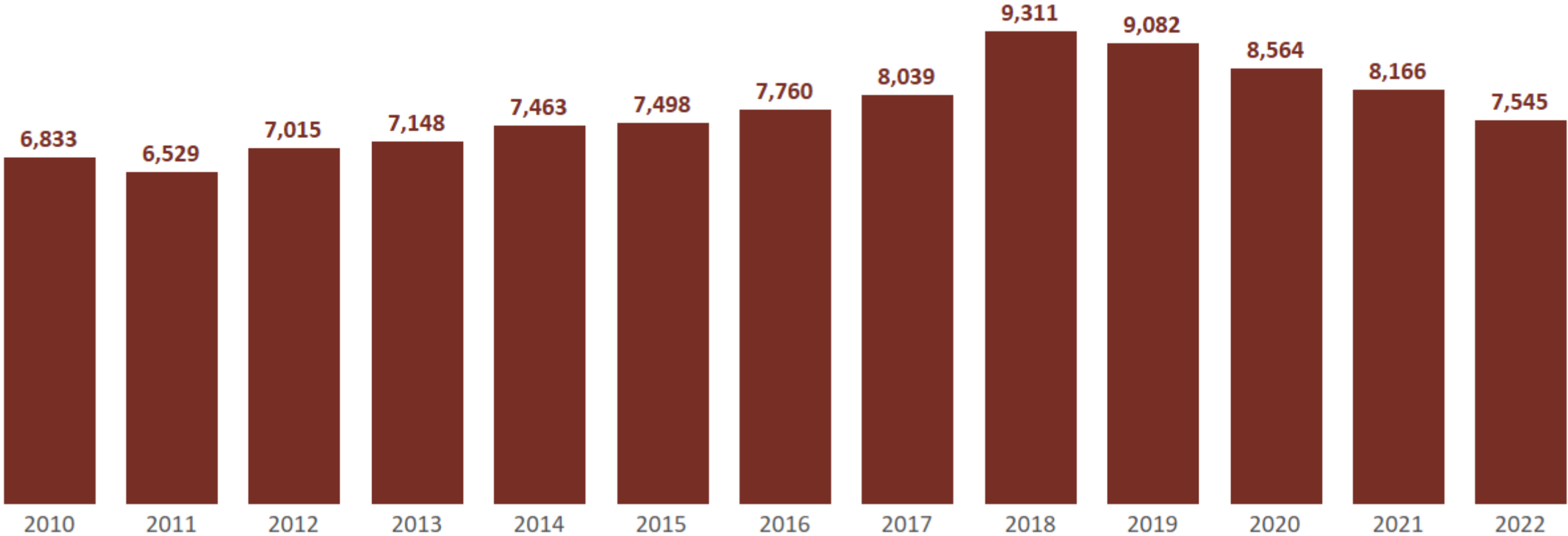
- What are the opportunities to improve child protection to best serve children and families?
- What does the data tell us about children and families in Kentucky? What are the bright spots?
- What investments can help keep children safe?
- Where do we want to go?

What does a well-functioning child protection agency look like?

- Once children are brought to the agency's attention, they should be free from harm
- Children shouldn't languish in care and be away from their families

Children in Care | Kentucky

The number of children in the foster care population on the last day of the 12-month report year.
(as of September 30)

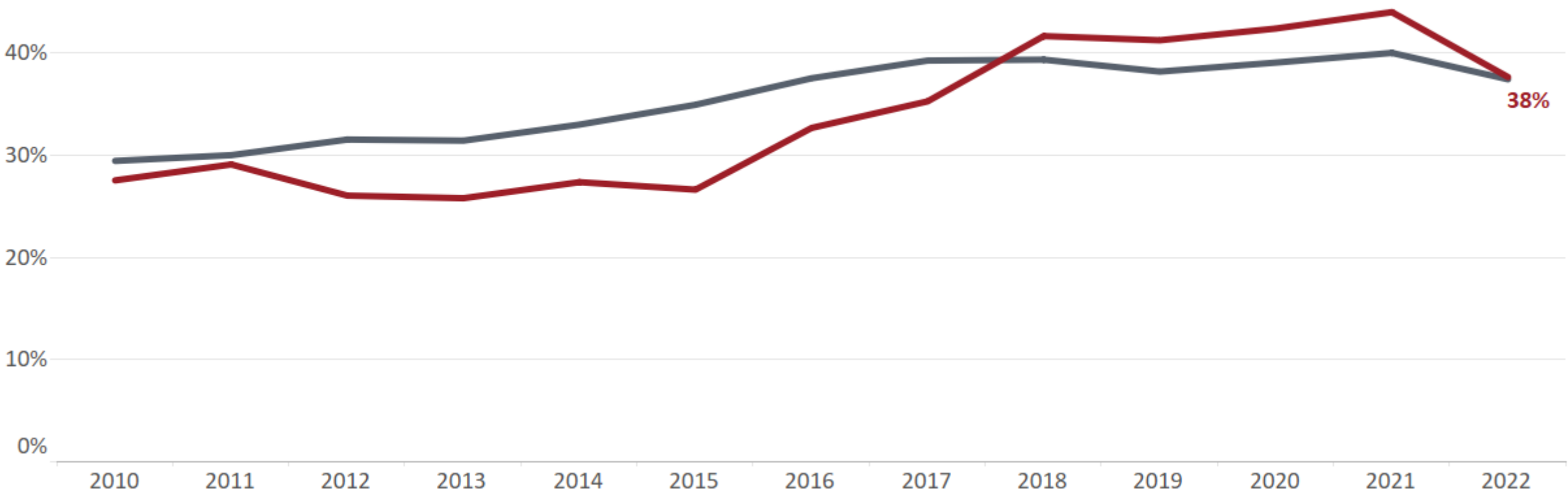


Source: Publicly available AFCARS & NCANDS files obtained through NDACAN
Children < age 18; as of 09/30 of each report year

Caretaker Substance Abuse | Kentucky - National

What percent of children enter care due to caretaker substance abuse?
(as of September 30)

Kentucky & National

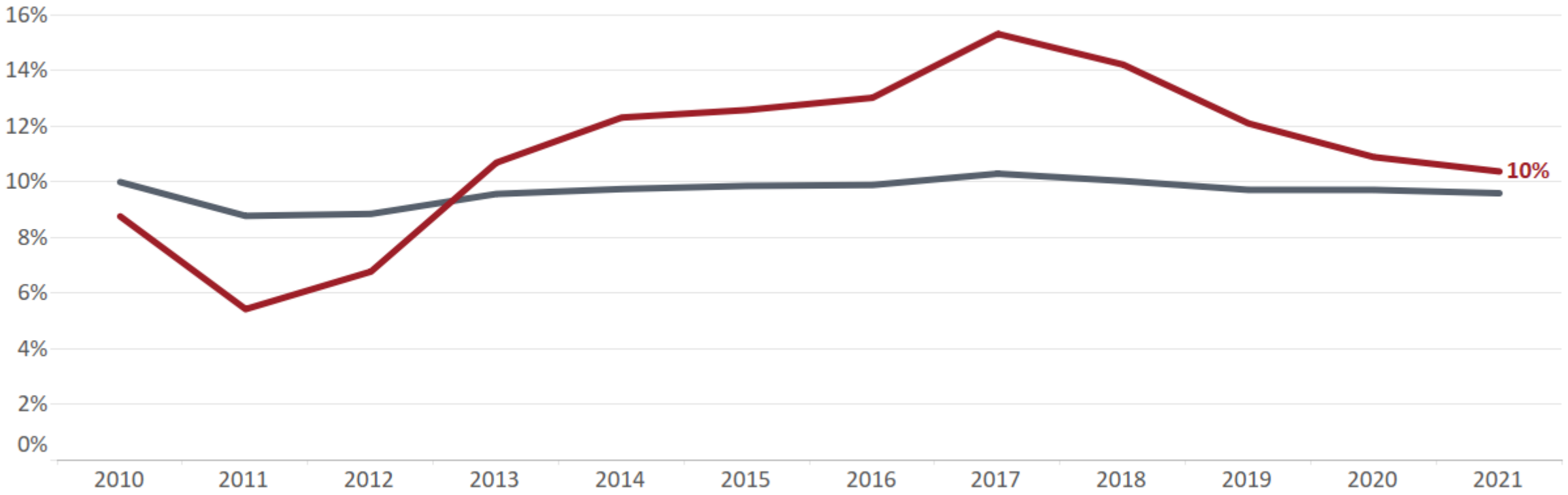


Source: Publicly available AFCARS & NCANDS files obtained through NDACAN
Children < age 18; 12-month period ending 09/30

Maltreatment Recurrence | Kentucky - National

Are children experiencing repeat maltreatment within 12 months?

Kentucky & National

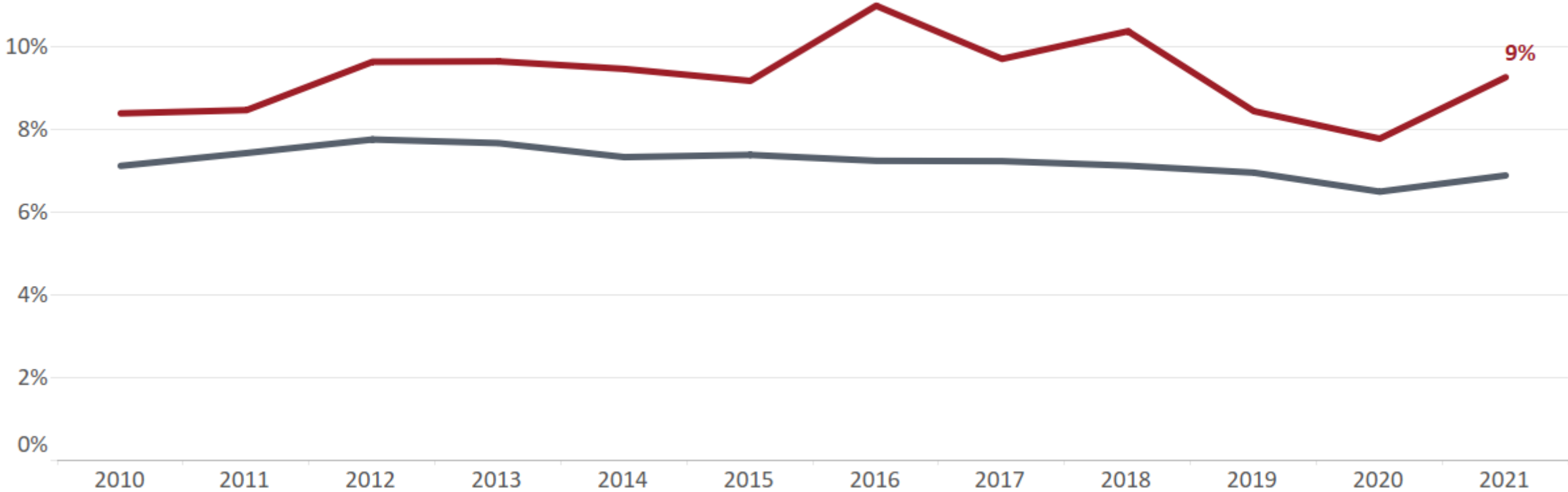


Source: Publicly available AFCARS & NCANDS files obtained through NDACAN
Children < age 18; 12-month period ending 09/30

Re-Entry into Care | Kentucky - National

Are children re-entering care within 12 months after achieving permanency?

Kentucky & National

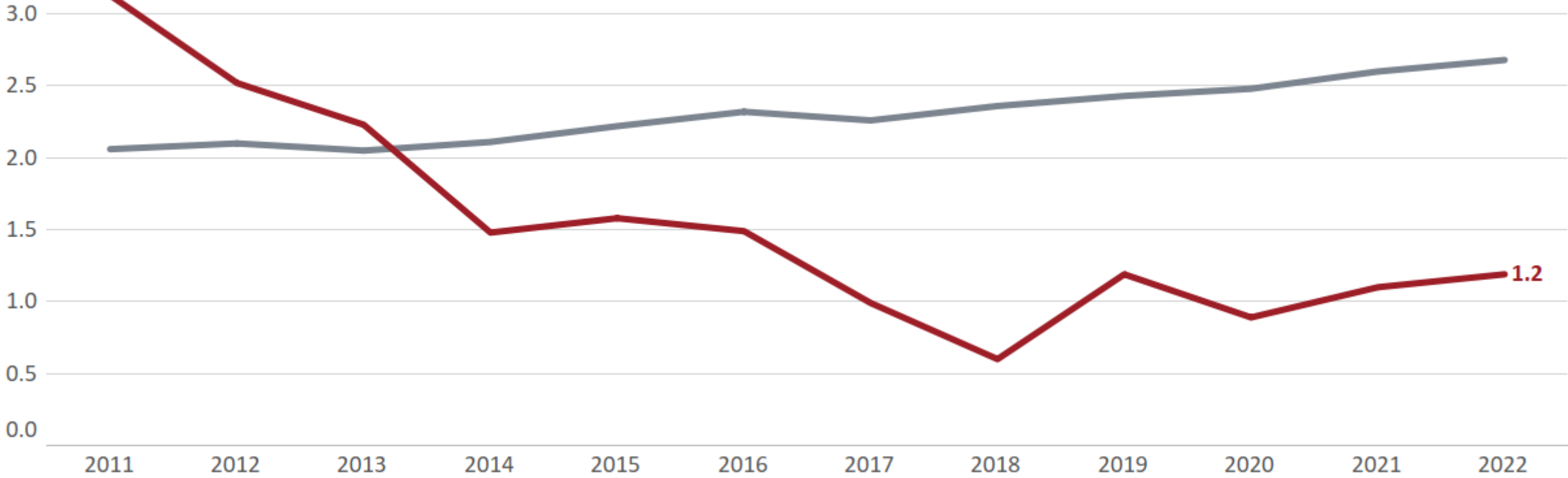


Source: Publicly available AFCARS & NCANDS files obtained through NDACAN
Children < age 18; 12-month period ending 09/30

Child Maltreatment Fatalities | Kentucky - National

Is the system able to protect children from child maltreatment death?
(per 100,000 children in the population)

Kentucky & National

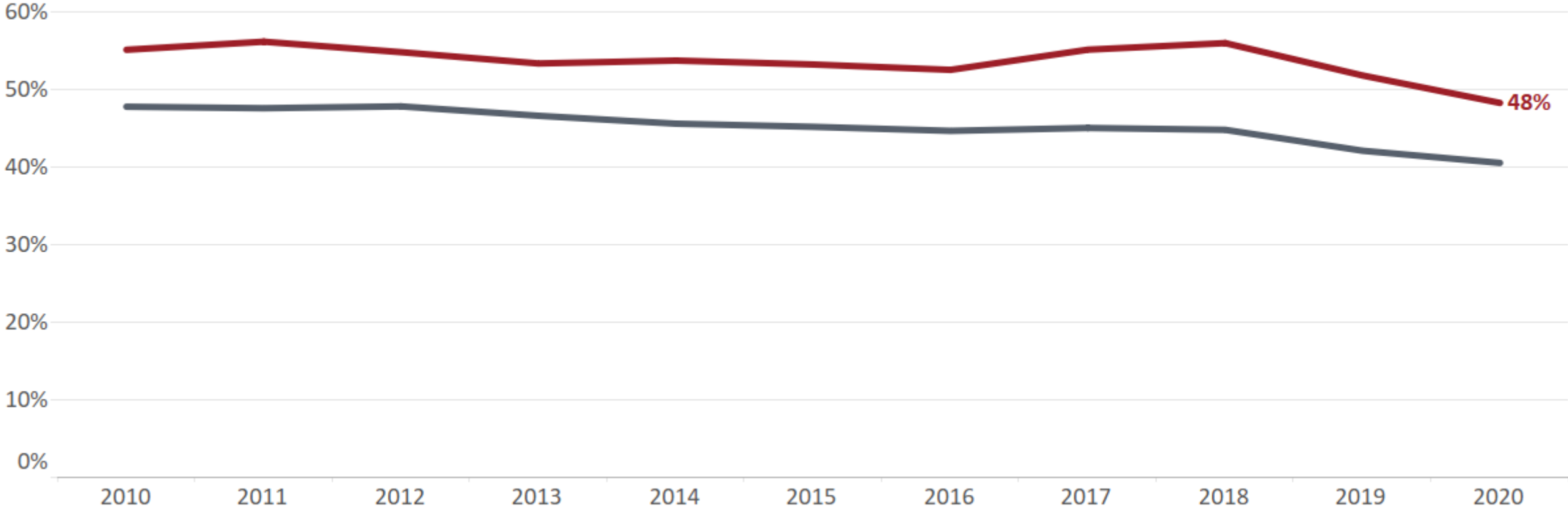


Source: Child Maltreatment Reports
Children < age 18; 12-month period ending 09/30

Permanency within 2 Years | Kentucky - National

Are children achieving permanency with two years of entering care?

Kentucky & National

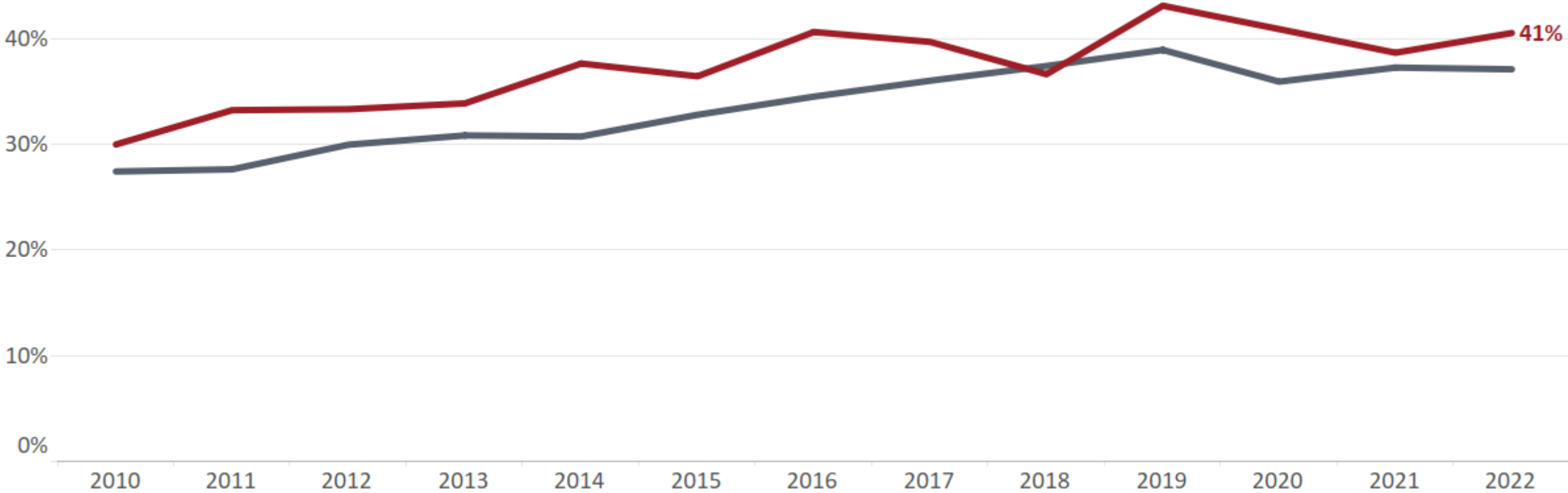


Source: Publicly available AFCARS & NCANDS files obtained through NDACAN
Children < age 22; 12-month period ending 09/30

Permanency for Children in Care 2+ Years | Kentucky - National

Are children in care 2+ years able to achieve permanency within the next 12 months?

Kentucky & National

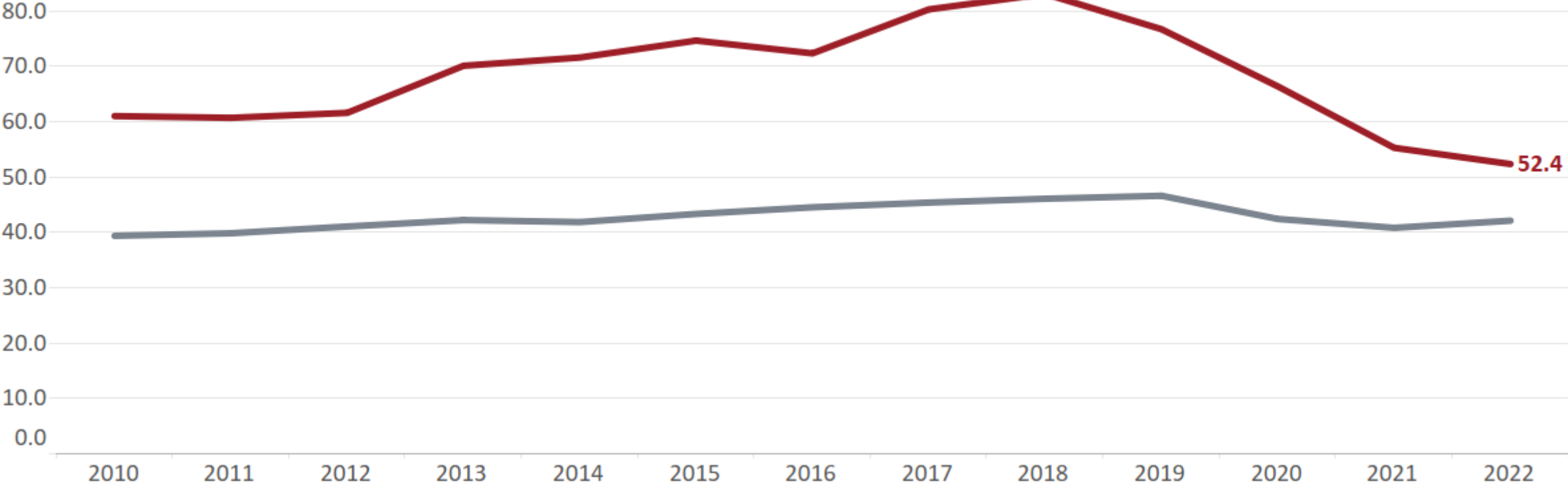


Source: Publicly available AFCARS & NCANDS files obtained through NDACAN
Children < age 18; 12-month period ending 09/30

Children Screened for an Investigation | Kentucky - National

How many children are screened in for investigations?
(per 1,000 children in the population)

Kentucky & National

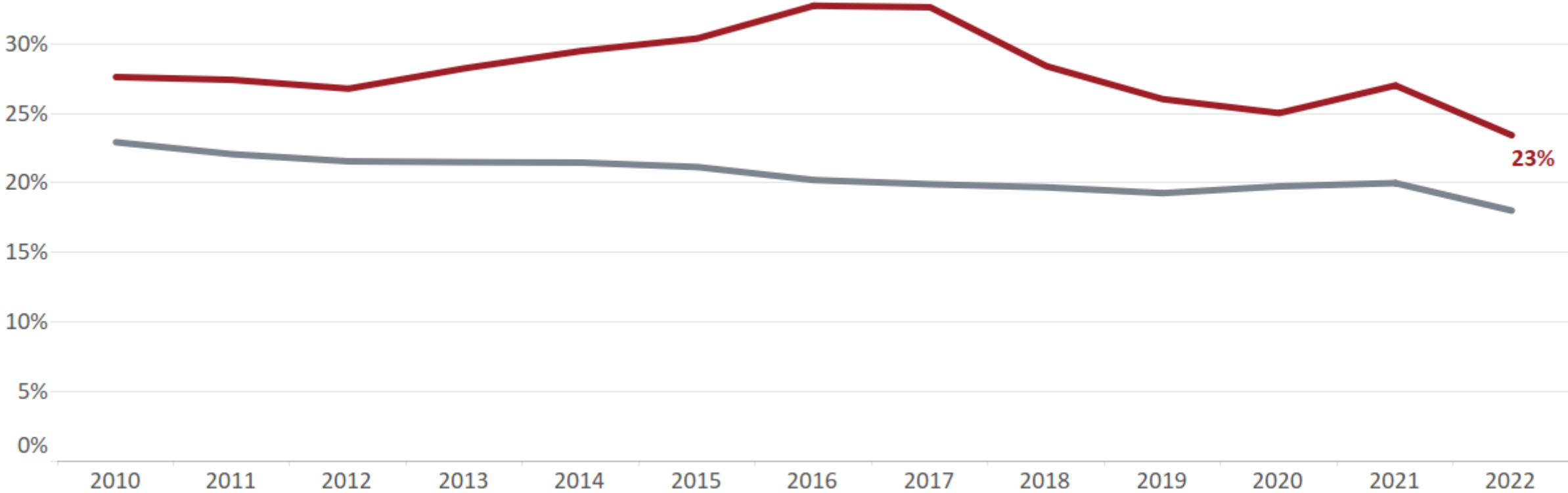


Source: Publicly available AFCARS & NCANDS files obtained through NDACAN
Children < age 18; 12-month period ending 09/30

Children Substantiated in an Investigation | Kentucky - National

How many investigations result in a substantiated allegation?
(per 1,000 children in the population)

Kentucky & National

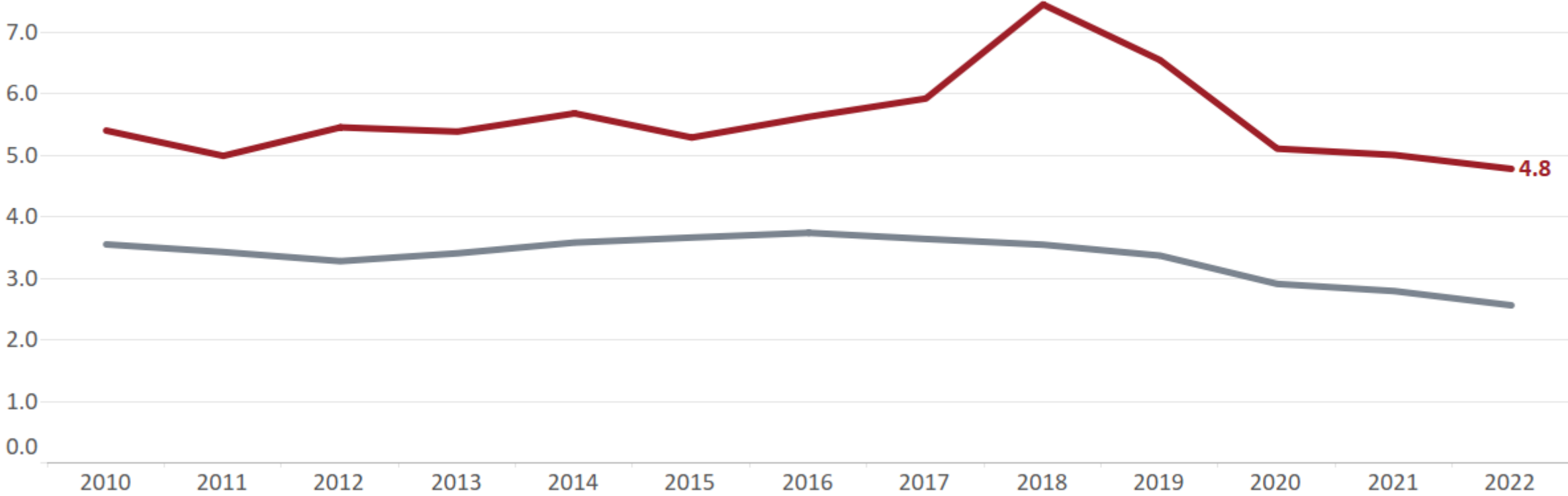


Source: Publicly available AFCARS & NCANDS files obtained through NDACAN
Children < age 18; 12-month period ending 09/30

Children Entering Care | Kentucky - National

How many children are entering care?
(per 1,000 in general population)

Kentucky & National

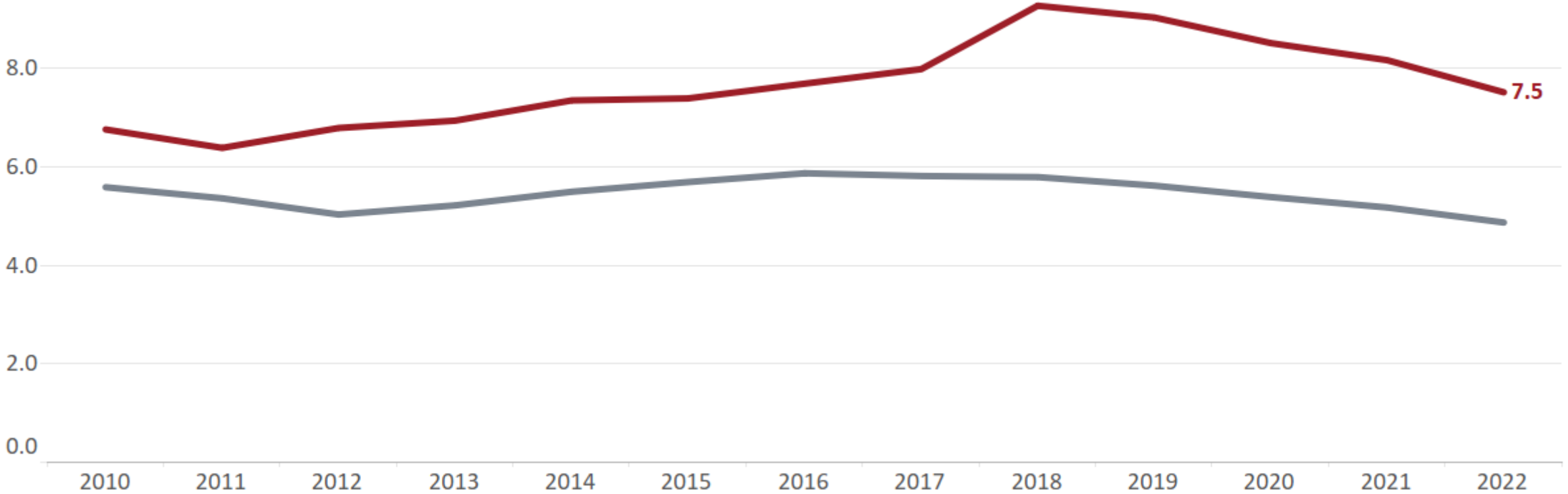


Source: Publicly available AFCARS & NCANDS files obtained through NDACAN
Children < age 18; 12-month period ending 09/30

Children In Care | Kentucky - National

How many children are in care?
(per 1,000 children in the population; as of September 30)

Kentucky & National

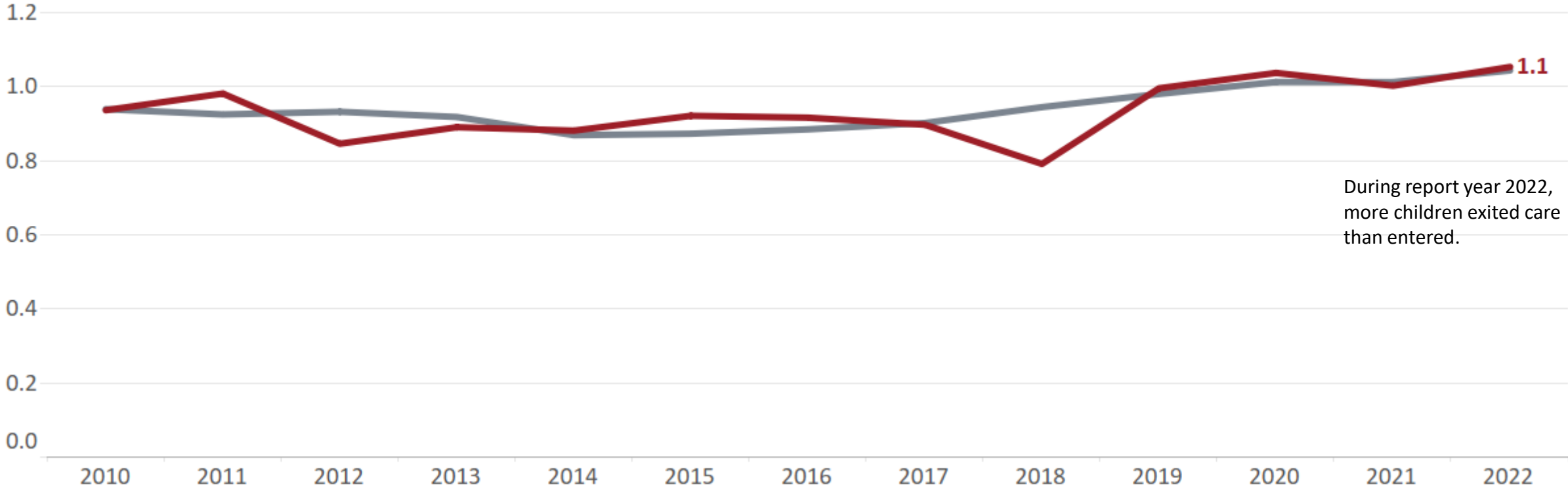


Source: Publicly available AFCARS & NCANDS files obtained through NDACAN
Children < age 18; as of 09/30 of each report year.

Children Exiting and Entering Care | Kentucky - National

What's is the ratio of children exiting care as compared to entering care?
(per 1,000 children in the population)

Kentucky & National



During report year 2022, more children exited care than entered.

Source: Publicly available AFCARS & NCANDS files obtained through NDACAN
Children < age 18 (entries); Children < age 22 (exits); 12-month period ending 09/30

What does research tell us?

- Child safety is everyone's responsibility
- Child Protective Services should only intervene when it is necessary to ensure the safety of the child

Casey Family Programs work in Kentucky

- Partnership with the children protection agency
- Identifying and supporting trusted community partners best positioned to assist Kentucky families
- Leading with data and research
- Engaging lived experts

What are the Bright Spots in Kentucky?

- Access to federal resources for prevention through the Family First Prevention Services Act
- Kentucky Sobriety Treatment and Recovery Team (START)
- Neglect definition specifically excludes poverty
- Family resource and youth services centers throughout the commonwealth

What are we seeing nationally that is moving outcomes?

- Over the past 15 years, foster care has significantly reduced in the United States without jeopardizing child safety.
- There are evidence-based interventions that are effective in strengthening parent-child functioning and that can be supported with federal, state, and local funds.