



ADMINISTRATIVE OFFICE OF THE COURTS
Research and Statistics

Complaints Filed or Closed with FAIR Team Referrals
CY 2016 - 2022

Figure 1: Complaints Filed with FAIR Referrals by Year, CY 2016 - 2022

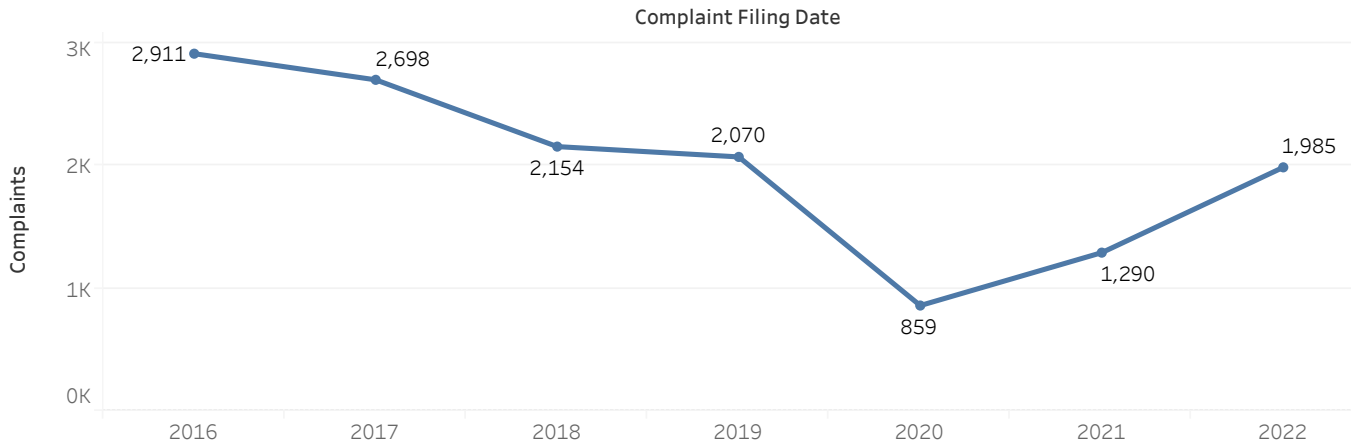
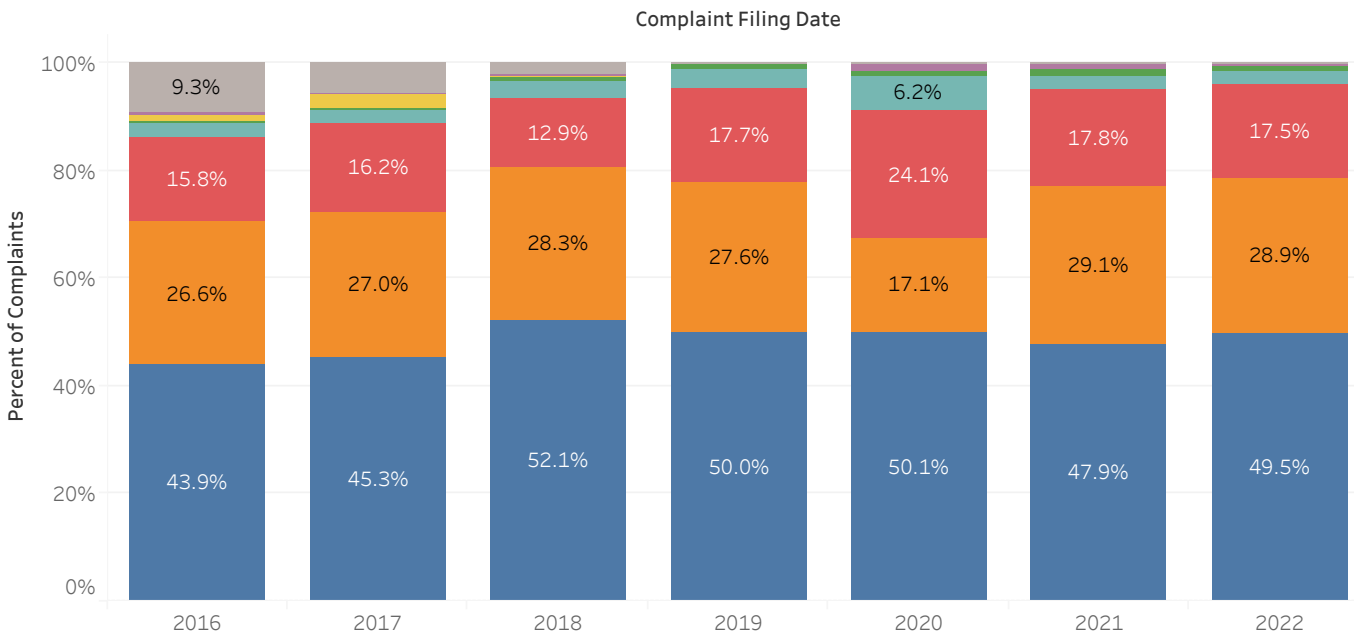


Figure 2: Complaints Filed with FAIR Referrals by Year and Referral Reason, CY 2016 - 2022



FAIR Team Referral Reason

- None
- Child Declined Diversion
- Other
- Referral From Court
- DPP referral to FAIR Team under KRS 159.140(3)
- Failure to Appear
- Unsuccessful Diversion
- Child Classified as High Needs

Statistical Analysis Considerations

- * Data provided from the CDW Case Management System.
- * Counts of complaints may not equal counts of youth as a youth may have more than one complaint.



ADMINISTRATIVE OFFICE OF THE COURTS
Research and Statistics

Complaints Filed or Closed with FAIR Team Referrals
CY 2016 - 2022

Figure 3: Complaints Closed with FAIR Referrals by Year and Close Reason, CY 2016 - 2022

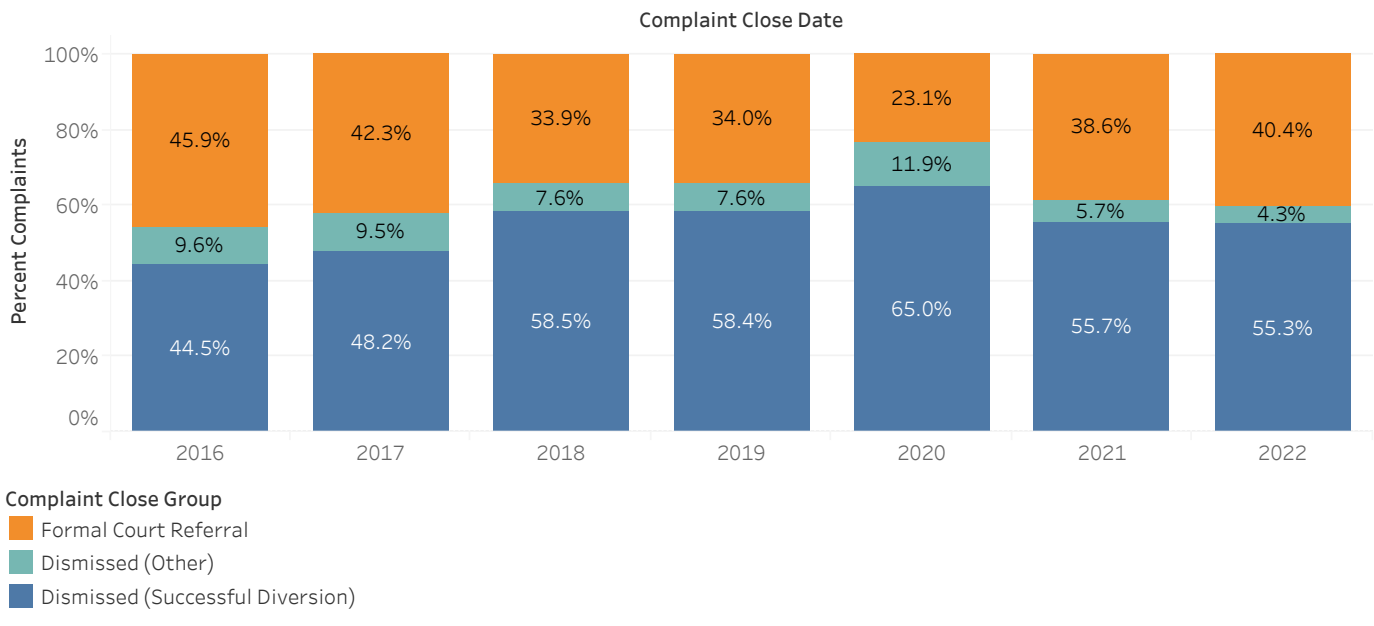
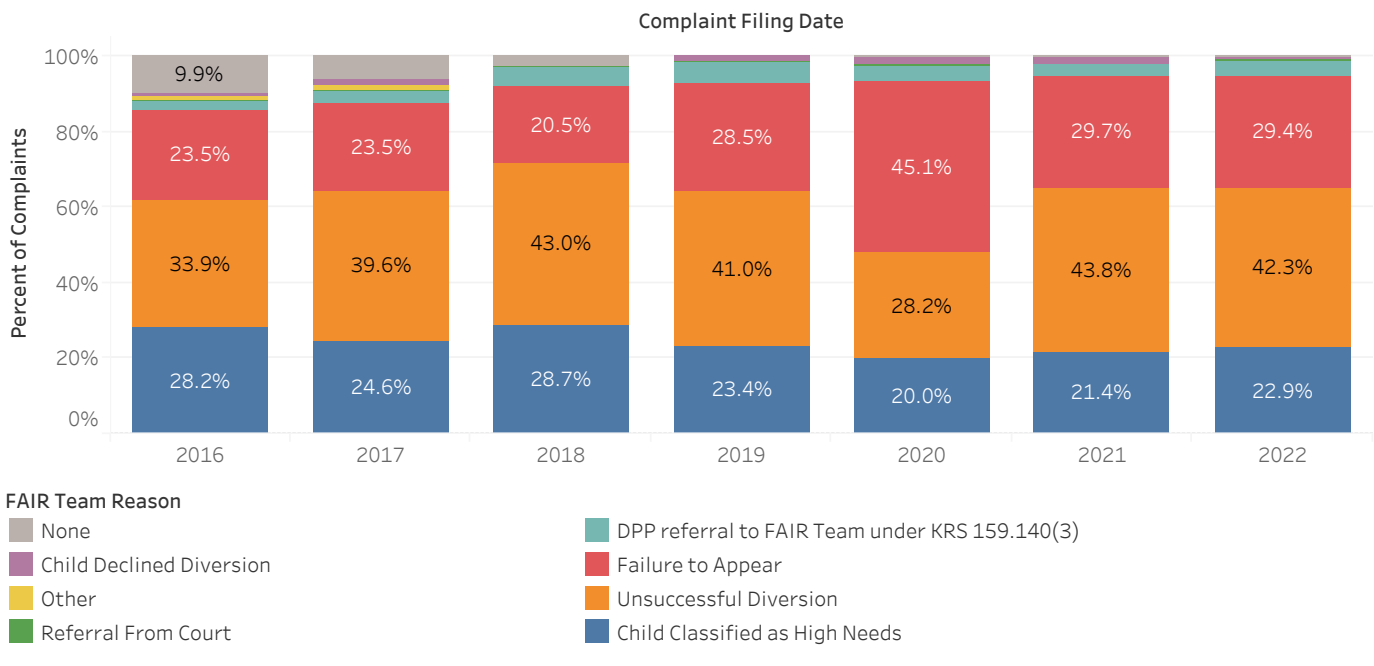


Figure 4: Complaints Referred to Court with FAIR Referrals by Year and FAIR Referral Reason, CY 2016 - 2022



Statistical Analysis Considerations

- * Data provided from the CDW Case Management System.
- * Counts of complaints may not equal counts of youth as a youth may have more than one complaint.



**ADMINISTRATIVE OFFICE OF THE COURTS
Research and Statistics**

**Complaints Filed or Closed with FAIR Team Referrals
CY 2016 - 2022**

Table 2: Complaints Filed with FAIR Referrals by Year and Referral Reason, CY 2016 - 2022

FAIR Team Reason	Complaint Filing Date						
	2016	2017	2018	2019	2020	2021	2022
None	270	153	49	1	2	2	3
Child Declined Diversion	13	12	6	9	11	15	11
Other	36	66	1				
Referral From Court	9	5	16	15	9	14	20
DPP referral to FAIR Team under KRS 159.140(3)	72	72	72	72	53	35	46
Failure to Appear	459	438	278	367	207	230	348
Unsuccessful Diversion	774	728	610	572	147	376	574
Child Classified as High Needs	1,278	1,223	1,122	1,034	430	618	983
Grand Total	2,911	2,697	2,154	2,070	859	1,290	1,985

Table 3: Complaints Closed with FAIR Referrals by Year and Close Reason, CY 2016 - 2022

Complaint Close Group	Complaint Close Date						
	2016	2017	2018	2019	2020	2021	2022
Formal Court Referral	1,171	1,310	705	734	337	310	731
Dismissed (Other)	246	294	158	164	173	46	78
Dismissed (Successful Diversion)	1,136	1,491	1,218	1,261	949	448	1,002
Grand Total	2,553	3,095	2,081	2,159	1,459	804	1,811

Table 4: Complaints Referred to Court with FAIR Referrals by Year and FAIR Referral Reason, CY 2016 - 2022

FAIR Team Reason	Complaint Filing Date						
	2016	2017	2018	2019	2020	2021	2022
None	126	69	19		1	1	1
Child Declined Diversion	8	10		7	3	11	5
Other	13	16					
Referral From Court	1	1	5	5	1		6
DPP referral to FAIR Team under KRS 159.140(3)	35	36	36	33	8	14	31
Failure to Appear	299	252	157	178	88	150	236
Unsuccessful Diversion	430	424	329	256	55	221	340
Child Classified as High Needs	358	264	220	146	39	108	184
Grand Total	1,270	1,072	766	625	195	505	803

Statistical Analysis Considerations

* Data provided from the CDW Case Management System.

* Counts of complaints may not equal counts of youth as a youth may have more than one complaint.

Run Date:

8/22/2023

Page 3 of 3