

Work Ready Dual Credit Scholarship

Lottery Trust Fund Taskforce
11/2/2023



Work Ready Dual Credit

Provides two dual credit courses *per year* to Kentucky high school students in grades 9-12

Limited to dual credit coursework that is part of a KDE-approved Career and Technical Education pathway

Institutions are subject to the same DC Scholarship program terms

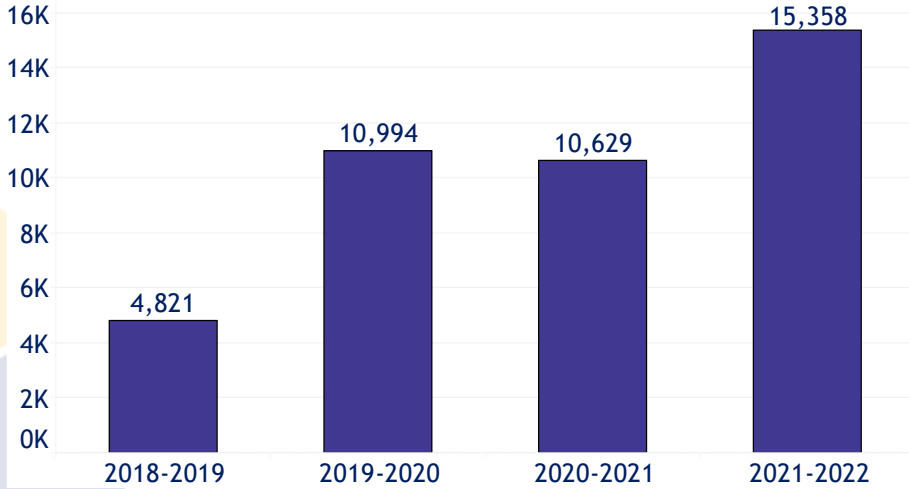
- ❖ Dual credit tuition ceiling rate currently 50% KCTCS hourly tuition rate per FY 23-24 biennial budget language
- ❖ Cannot charge additional fees to students

Source: KHEAA, 2021 Annual Report



WKDC Recipients by the Numbers

Work Ready Dual Credit Scholarship By Year of Administration

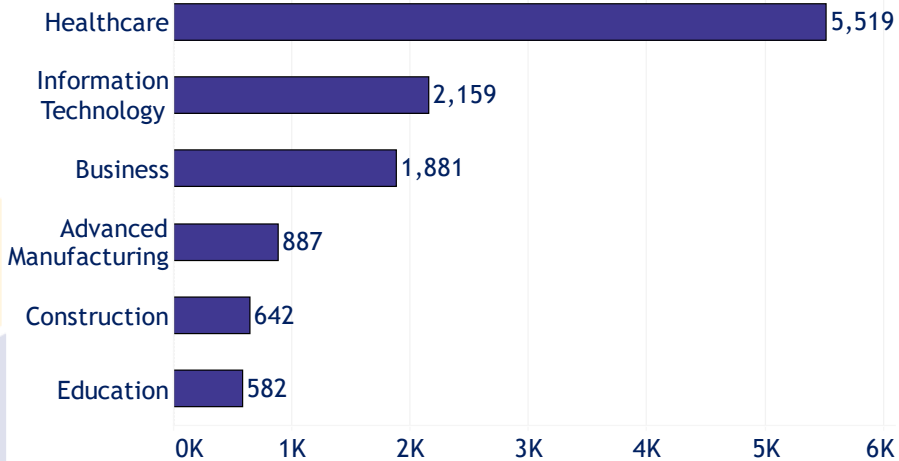


Source: KHEAA, 2022 Annual Report



WKDC Recipients by the Numbers

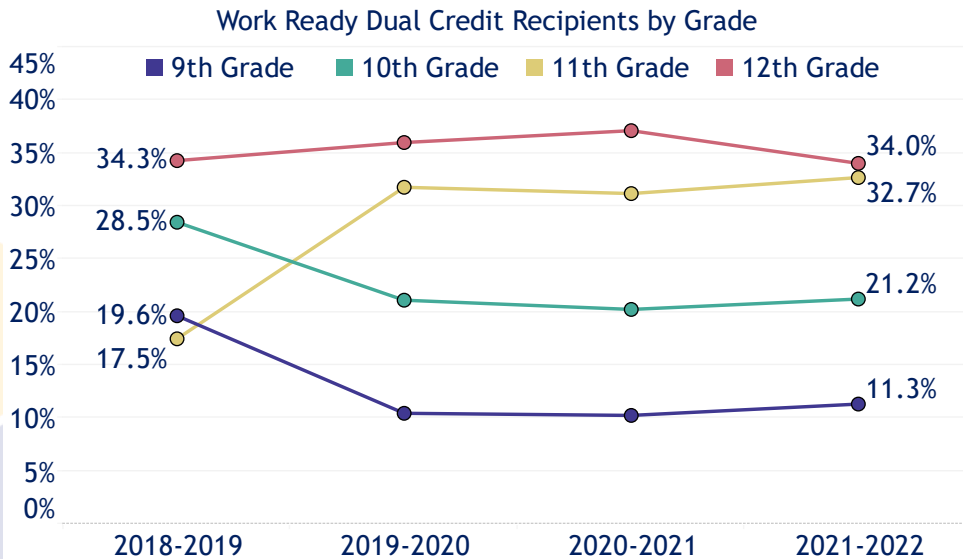
Work Ready Dual Credit by Course Category 2021-2022



Source: KHEAA, 2022 Annual Report



WKDC Grade Distribution by Administration Year



Dual Credit Scholarship

Provides two dual credit courses to Kentucky high school students in grades 11 and 12

- ❖ Open to students in KY public schools, private schools, and home schools
- ❖ Students must meet postsecondary admissions requirements

Participating institutions offer discounted rates on *all* dual credit coursework

- ❖ Scholarship covers tuition amount charged by the institution
- ❖ No additional fees can be charged to students (lab, admissions, etc.)

FY 23-24 biennial budget language altered program structure

- ❖ Increased tuition rate ceiling to 50% of KCTCS in-state per credit hour tuition rate; equates to \$91 per hour for 2022-23 year
- ❖ Expands scholarship to cover four general education dual credit courses for a maximum of twelve courses including CTE dual credit

Source: KHEAA



WKDC and DCS

		Dual Credit Scholarship	Work Ready Dual Credit Scholarship
Type of Dual Credit Coursework	General Education	Yes	No
	Career & Technical Education	No	Yes
Maximum Scholarship Award		2 courses per year*	2 courses per year
Grade Level of Eligible Students	9	No	Yes
	10	No	Yes
	11	Yes	Yes
	12	Yes	Yes

*State budget language expansion through the 2023-24 year; program statute limits DCS to 2 courses per student

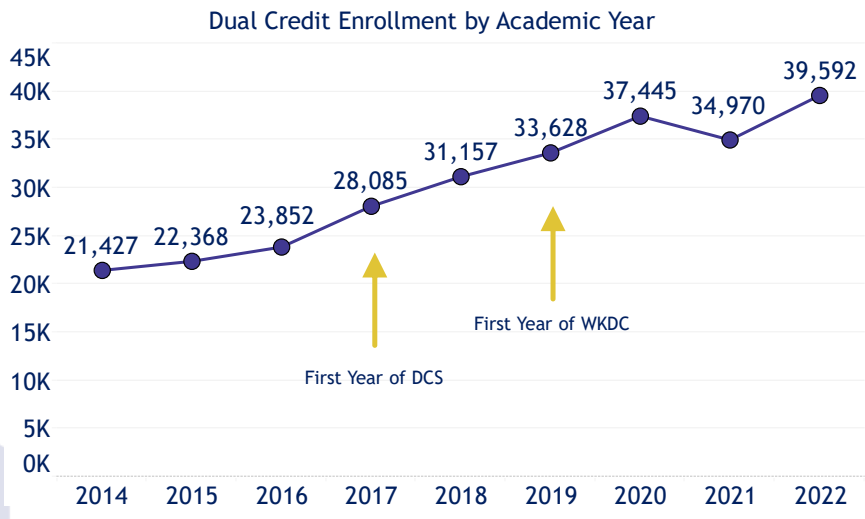
Source: KHEAA



Dual Credit Coursework Over Time

Dual Enrollment increased from under 22,000 students in 2014 to almost 40,000 students in 2022.

For context, this does not display other ways to receive college credit such as AP or IB credit.



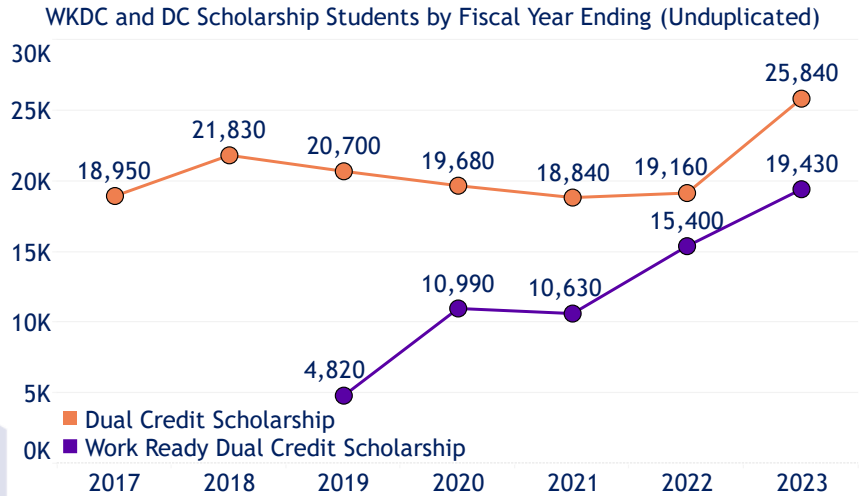
Source: CPE Enrollments



WKDC Recipients By the Numbers

Dual Credit Scholarship maintained about 20,000 students per year until 2023.

Work Ready Dual Credit Scholarship increased the number of students each year since 2019.



Source: KHEAA



Cohorts of High School Graduates

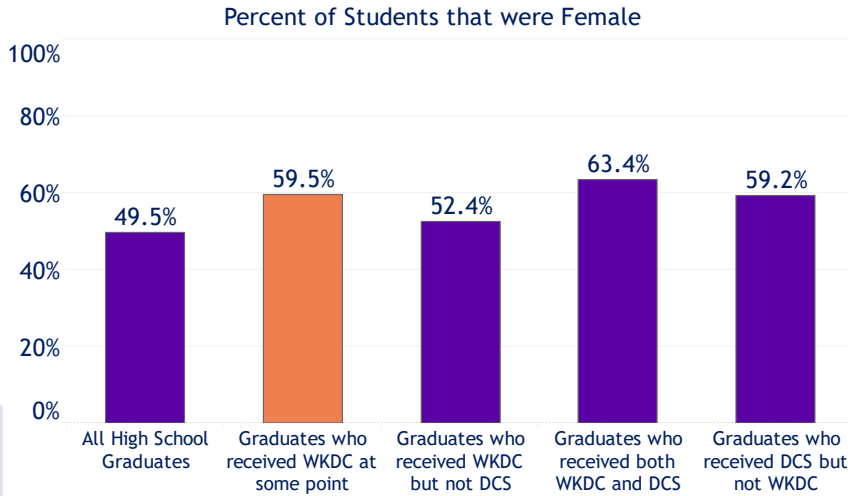
High School Graduates in 2019 to 2022, broken down by five groups, sometimes overlapping.

- All High School Graduates
- Graduates who received WKDC at some point
- Graduates who received WKDC but not DCS
- Graduates who received both WKDC and DCS
- Graduates who received DCS by not WKDC



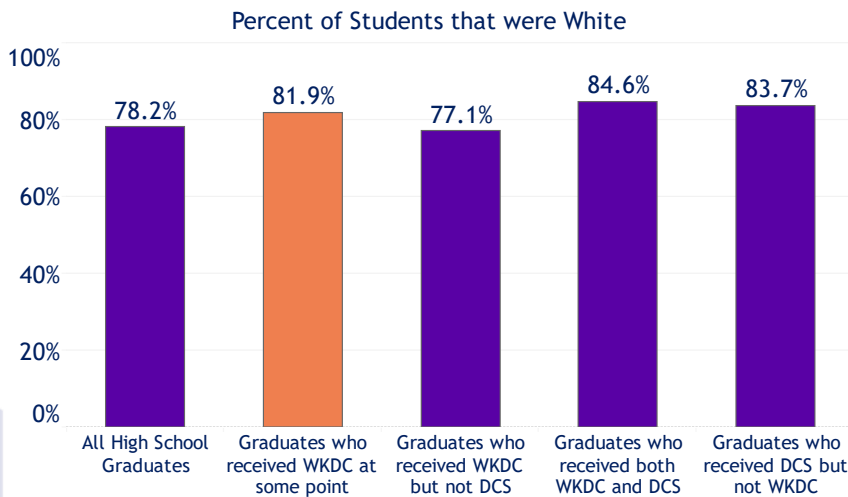
WKDC Recipient Characteristics for all HS Graduating Class

Among the high school graduate cohorts, WKDC recipients are *less* likely to be male.



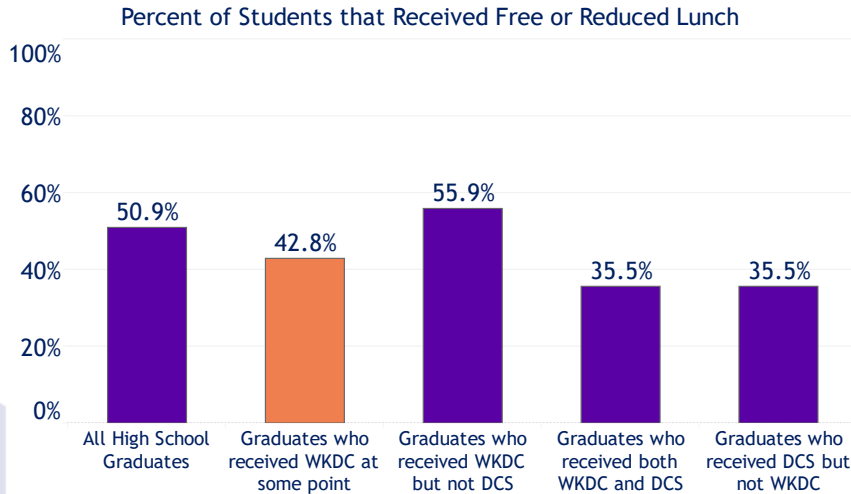
WKDC Recipient Characteristics for all HS Graduating Class

Among the high school graduate cohorts, WKDC recipients are *less* likely to be non-white or Hispanic.



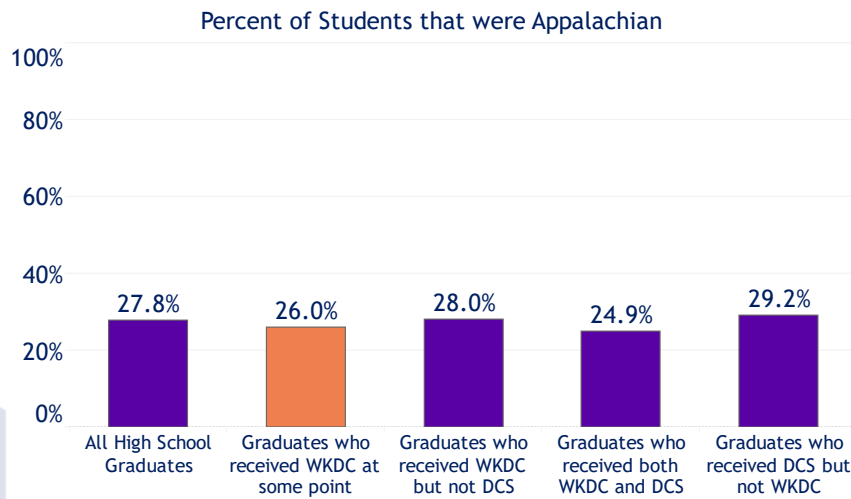
WKDC Recipient Characteristics for all HS Graduating Class

Among the high school graduate cohorts, WKDC recipients are *less* likely to be eligible for free or reduced price lunch (FRL), recipients who *only* received WKDC were *more* likely to be FRL.



WKDC Recipient Characteristics for all HS Graduating Class

Among the high school graduate cohorts, WKDC recipients are *less* likely to be Appalachian.



Work Ready Dual Credit Scholarship Outcomes

- Achievement while in high school
- College-going behavior
- Employment outcomes for those not enrolled in postsecondary



KYSTATS Data Limitations

- More difficult to look at over time
 - WRDC has only been around since 2018-19 academic year
 - Credential completion and long-term workforce outcomes are more difficult
- Certain metrics are only available for public institutions
- Employment is only known for UI covered employers in Kentucky
- There is not a direct link from academic area to major industry
- Major industry of employment is known, occupation is not



Mean Award Semesters

Of students who receive either WKDC or DCS, they receive on average between 1 and 2 semesters of award. For those who receive both scholarships, closer to three semesters total.

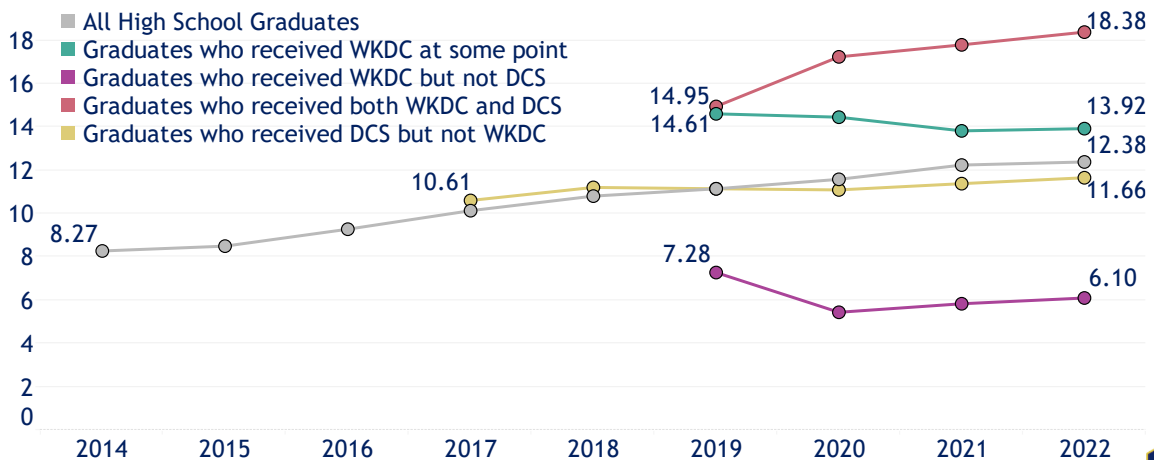
By graduation, students who received only WKDC scholarship received **half the median amount of credit hours** as high school students in general.



Source: KLDS

High School Success

Credit Hours Earned by Graduation Year



Source: KLDS

High School Success

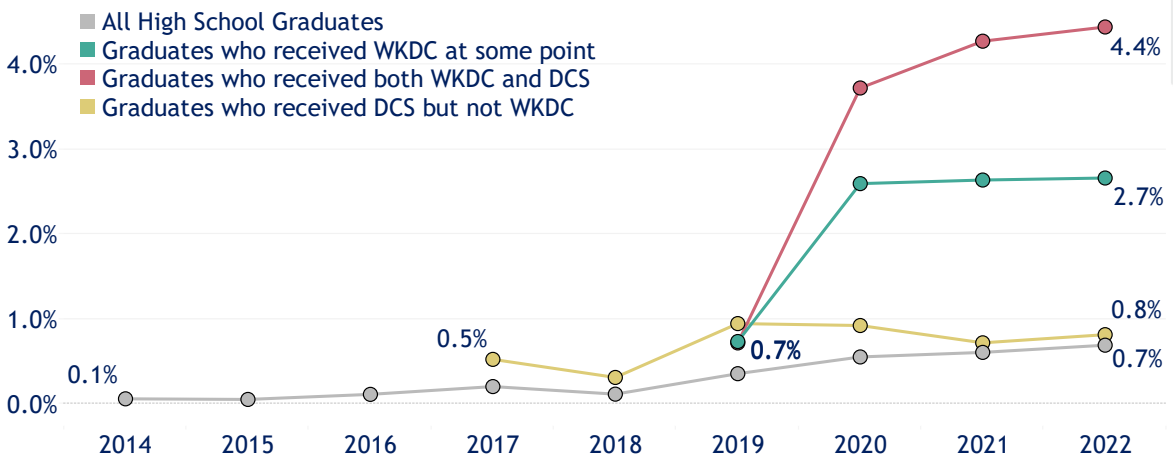
Students who received both DCS and WKDC scholarships earned an associate degree by high school graduation at a rate of 3.8% compared to high school graduates in the same period with only WKDC scholarship who received associate degrees at a rate of less than 0.5%.



Source: KLDS

High School Success

Percent of Students in Each Group that Earned an Associate Plus by HS Graduation Year



Due to suppression rules, the number of associate degrees per year for those who received only a WKDC scholarship is not able to be shown. Overall, this value is less than 0.5%.

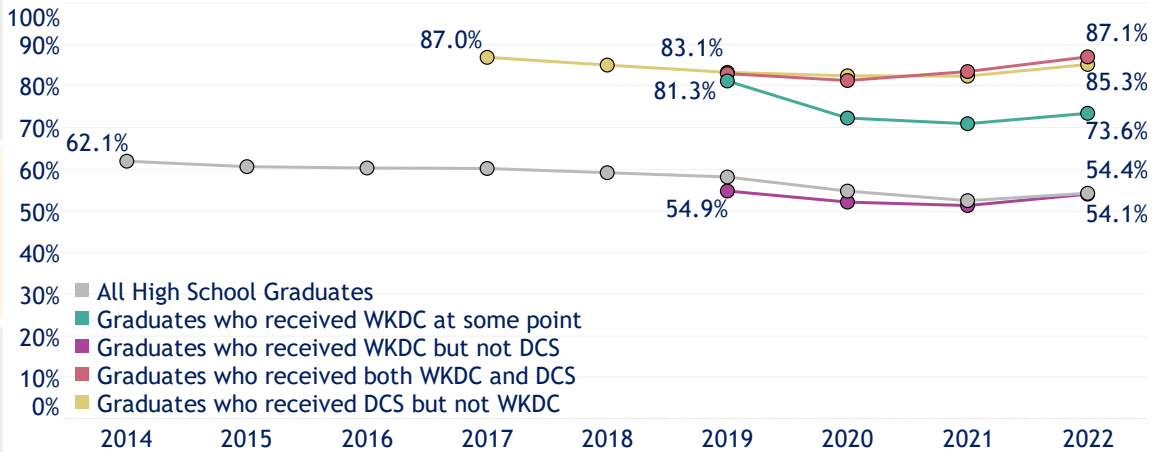


Source: KLDS

College-Going Behavior Immediate Enrollment

Of WKDC recipients who graduated in 2022, 73.6% enrolled in PS the year after high school graduation.

Percent of HS Graduates Enrolled in Postsecondary One Year After HS Graduation



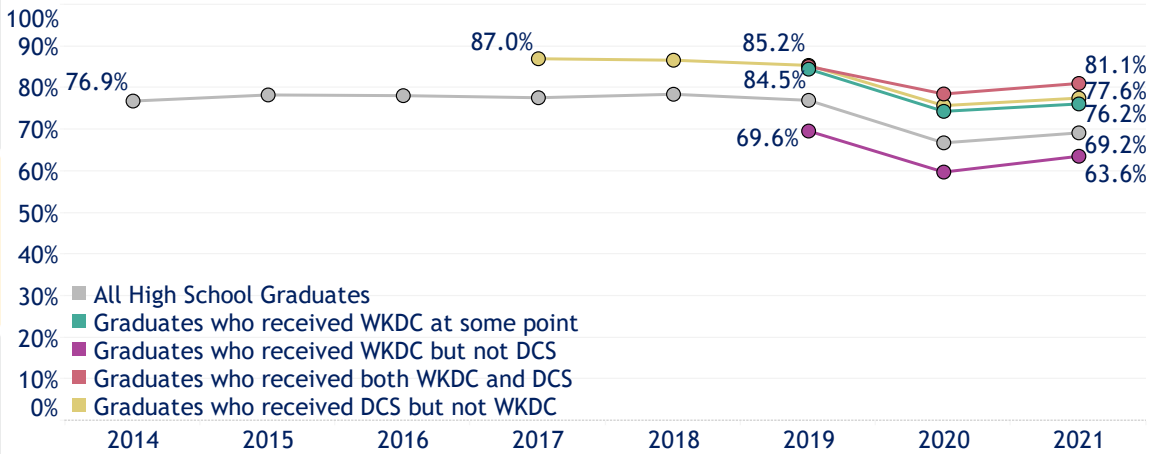
Source: KLDS



College-Going Behavior 2nd Year Persistence

Of WKDC recipients who enrolled in PS immediately after high school graduation in 2021, 76.2% persisted to their 2nd year.

Percent of Postsecondary Enrollees that Continued on to their Second Year



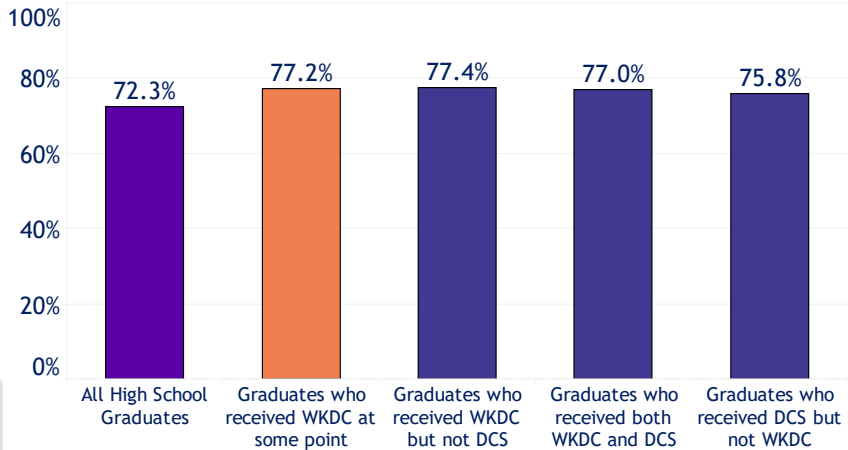
Source: KLDS



Employment One Year After High School Graduation

For those not enrolled in postsecondary, each group had similar employment rates the year after high school graduation.

Percent of HS Graduates Not Enrolled in Postsecondary that were Employed



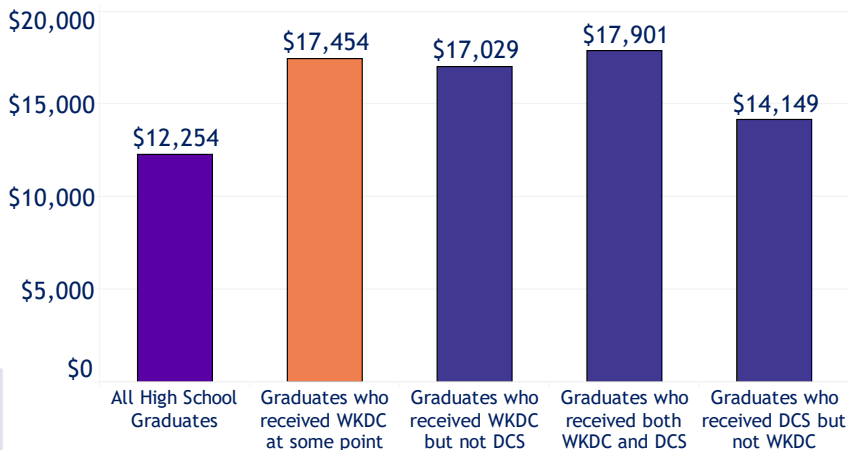
Source: KLDS



Wages One Year After High School Graduation

For those employed and not enrolled in postsecondary, those who received at least one of the dual credit scholarships had higher median wages one year after high school graduation.

Median Earnings of HS Graduates Not Enrolled in Postsecondary



Source: KLDS



Employment One Year after High School Graduation

For each of the five groups one year after HS graduation, the **two largest major industries** of employment were **Retail Trade** and **Accommodation and Food Services**.

For those who received a WKDC award, the **third largest major industry** was **Manufacturing** while those who did not receive a WKDC award had **third largest major industry** of **Administrative and Support and Waste Management and Remediation Services**.



Employment One Year After High School Graduation

Top Industries of Employment for Those Not Enrolled in Postsecondary After HS Graduation

Major Industry	All HS Graduates	Graduates Who Received WKDC at Some Point	Graduates Who Received WKDC but not DCS	Graduates Who Received WKDC and DCS	Graduates Who Received DCS but not WKDC
Retail Trade	21.8%	22.9%	23.6%	23.1%	24.3%
Accommodation and Food Services	21.3%	16.2%	16.8%	16.3%	20.0%
Manufacturing	--	12.8%	13.3%	12.7%	--
Administrative and Support and Waste Management and Remediation Services	15.9%	--	--	--	10.7%

Source: Kentucky Longitudinal Data System



Employment One Year after High School Graduation

Top Industries of Employment for Those Not Enrolled in Postsecondary After HS Graduation

Major Industry	All HS Graduates	Graduates Who Received WKDC at Some Point	Graduates Who Received WKDC but not DCS	Graduates Who Received WKDC and DCS	Graduates Who Received DCS but not WKDC
Retail Trade	\$10,806	\$13,998	\$13,389	\$14,441	\$12,206
Accommodation and Food Services	\$9,134	\$12,258	\$11,709	\$13,575	\$11,689
Manufacturing	--	\$27,641	\$26,863	\$28,963	--
Administrative and Support and Waste Management and Remediation Services	\$9,545	--	--	--	\$12,665

Source: Kentucky Longitudinal Data System



Takeaways

- Work Ready Dual Credit recipients increased steadily from 2019 to 2022.
- Those who **received only WKDC awards** had different outcomes than those that received both WKDC and DCS or DCS alone.
 - **Credit hours** received and **associate degrees** earned in high school had **lower rates** than each of the four other groups.
 - **College-going rates** were similar to all high school students and less than those that received DCS. **2nd year persistence** in postsecondary was **lower than all other groups**.
- **Employment rates for WKDC recipients** not enrolled in postsecondary were **higher overall**.
- **Wages** one year after graduation for **WKDC recipients** not enrolled in postsecondary were **larger than DCS recipients overall** and all high school students.



Ready to Learn More?

Visit us at kystats.ky.gov



Scan the tag to join our mailing list!

Matt Berry, PhD
Executive Director
matt.berry@ky.gov

Beth Kelly, PhD
Research Director
beth.kelly@ky.gov