

Kentucky Division of Emergency Management

Jeremy Blansett, Area 1 Manager

Greg Shanks, Acting Administrative Branch Manager



Kentucky Emergency Management Programs and Responsibilities:

- State Emergency Operations Center
- Chemical Stockpile Emergency Preparedness Program (CSEPP)
- Kentucky 24-Hour Warning Point
- Kentucky Emergency Response Commission (KERC)
 - Local Emergency Preparedness Committees
- Hazardous Materials
- Disaster Response and Recovery
 - Public Assistance
 - Individual Assistance
 - Volunteer Coordination
 - Hazard Mitigation
- Emergency Management Performance Grant Program (EMPG)
 - Emergency Management Assistance (to counties)
- Search and Rescue Program
- Emergency Management Assistance Compact





KENTUCKY EMERGENCY MANAGEMENT

STATE EMERGENCY OPERATIONS CENTER
110 MINUTEMAN DRIVE
FRANKFORT, KY 40601-6168



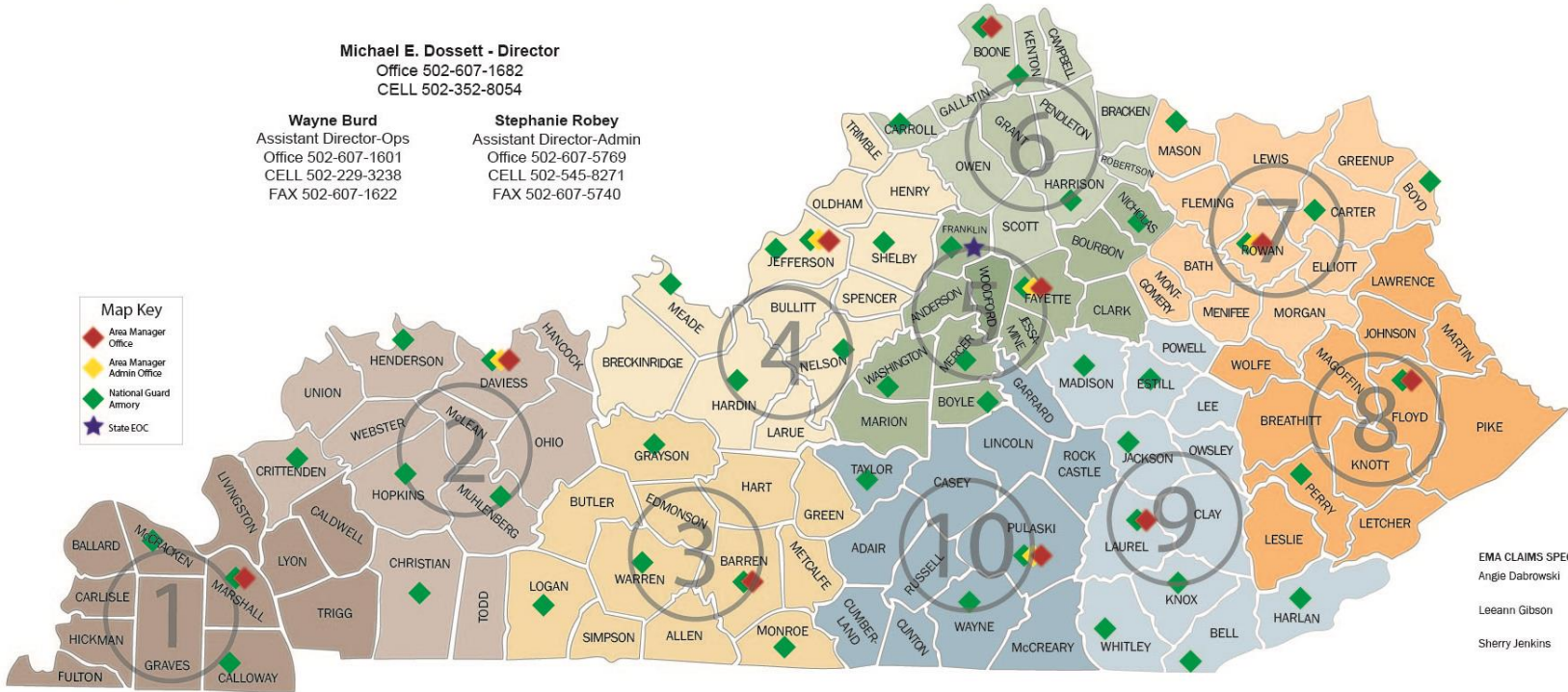
Michael E. Dossett - Director
Office 502-607-1682
CELL 502-352-8054

Wayne Burd
Assistant Director-Ops
Office 502-607-1601
CELL 502-229-3238
FAX 502-607-1622

Stephanie Robey
Assistant Director-Admin
Office 502-607-5769
CELL 502-545-8271
FAX 502-607-5740

Map Key

- ◆ Area Manager Office
- ◆ Area Manager Admin Office
- ◆ National Guard Amory
- ★ State EOC



EMA CLAIMS SPECIALISTS - Frankfort

| | | |
|-----------------|----------------|--------------|
| Angie Dabrowski | (A1, 2, 9, 10) | 502-607-1049 |
| Leeann Gibson | (A3, 4, 5, 6) | 502-607-3561 |
| Sherry Jenkins | (A4, 5, 7, 8) | 502-607-5588 |

Area Manager and Administrative Regions

- | | | | | | | | | | |
|---|--|--|---|--|---|--|---|--|--|
| <p>Area 1 BENTON OFFICE Jeremy Blansett, AM (41) EM Coordination Center 453 Old Symsonia Road Benton, KY 42025 jeremyblansett1@gmail.com ADMIN: Sherion Roberts OFFICE: 502-607-5411 OFFICE: 502-607-5412 OFFICE: 270-252-1371 CELL: 606-282-3102 FAX: 502-607-5413</p> | <p>Area 2 OWENSBORO OFFICE Patrick Hardesty, AM (43) EM Coordination Center 3300 Tamarack Road, Suite C204 Owensboro, KY 42301 patrick.hardesty2.rfg@mail.mil ADMIN: Janine Bennett OFFICE: 270-689-3730 OFFICE: 502-607-3261 OFFICE: 502-607-3262 OFFICE: 502-607-3237 CELL: 270-498-6580 FAX: 502-607-3235</p> | <p>Area 3 OWENSBORO OFFICE Gary Fancher, Manager, AM (44) EM Coordination Center 410 Cavalry Road Glasgow, KY 42141-5014 gary.a.fancher.rfg@mail.mil ADMIN: Janine Bennett OFFICE: 502-607-2309 OFFICE: 502-607-2308 OFFICE: 502-607-3237 CELL: 270-659-3400 ext.2308 CELL: 270-779-0773 FAX: 502-607-2310</p> | <p>Area 4 LOUISVILLE OFFICE Richard Bobo, AM (46) Louisville Bowman Field Amory 3600 Century Division Way, Ste 135 Louisville, KY 40205-3159 richard.a.bobo.rfg@mail.mil ADMIN: Janine Bennett OFFICE: 502-607-2640 OFFICE: 502-607-2641 CELL: 502-445-3104 FAX: 502-607-2646</p> | <p>Area 5 LEXINGTON OFFICE Yvicki Sanderson, AM (54) EM Coordination Center 4301 Airport Road Lexington, KY 40510 yvicki.l.sanderson5.rfg@mail.mil ADMIN: Fonseca Welsh OFFICE: 502-607-2640 OFFICE: 502-607-2461 CELL: 502-330-4153 FAX: 502-607-1622</p> | <p>Area 6 BURLINGTON OFFICE James E. Sparks, AM (47) EM Coordination Center 2676 Conrad Lane, Room 127 Burlington, KY 41005 james.e.sparks84.rfg@mail.mil ADMIN: Fonseca Welsh OFFICE: 502-607-3562 OFFICE: 502-607-3561 LOCAL: 859-586-4400 CELL: 859-409-0226 FAX: 502-607-3560</p> | <p>Area 7 MOREHEAD OFFICE Bobby Carpenter, AM (48) EM Coordination Center National Guard Amory, Suite 101 4911 Hwy 801 North Morehead, KY 40351 bobby.carpenter106.rfg@mail.mil ADMIN: Misty Callahan OFFICE: 502-607-3325 OFFICE: 502-607-3326 CELL: 606-356-1888 FAX: 502-607-3351</p> | <p>Area 8 PRESTONSBURG OFFICE Chris Hecker, AM (50) EM Coordination Center 26 Amory Road Prestonsburg, KY 41653 chris.d.hecker.rfg@mail.mil ADMIN: Misty Callahan OFFICE: 606-435-6012 CELL: 606-434-7325 FAX: 606-435-6130</p> | <p>Area 9 LONDON OFFICE Jerry Rains, AM (51) EM Coordination Center 165 Substation Street, Suite 2 London, KY 40741 jerry.rains2.rfg@mail.mil ADMIN: Denise Ludwig OFFICE: 606-877-3149 CELL: 606-524-2315 FAX: 606-878-2575</p> | <p>Area 10 SOMERSET OFFICE Don Franklin, AM (52) EM Coordination Center 109 Grande Avenue Somerset, KY 42501 donald.r.franklin30.rfg@mail.mil ADMIN: Denise Ludwig OFFICE: 606-677-0528 CELL: 606-219-5374 FAX: 606-677-0537</p> |
|---|--|--|---|--|---|--|---|--|--|

Kentucky Emergency Management

Responsibilities of Area Managers:

- Provide guidance to local emergency management programs
- Review local Emergency Operation Plans to ensure county is prepared for disasters and critical incidents
- Ensure county has met emergency management statutory requirements
- Support local emergency managers during response to incidents and disaster events
- Assist counties in identifying disaster damages and impacts
- Interface with FEMA regarding assistance to declared counties
- Ensure technical training is available for emergency managers



Kentucky Emergency Management 2017 Training Summary

KYEM Provided:

- 251 classes
- 41,601 hours of classroom and hands-on training
- Instruction for 4,734 attendees

Instruction Categories:

- Incident Command System/Emergency Management
- Search and Rescue
- Hazardous Materials Response
- Federal/FEMA Awards
 - Fiscal Requirements
 - Procurement Process
 - Project Management
 - Damage Assessments





“Serving Our Commonwealth”

State Emergency Operations Center (SEOC)

SEOC Activations: January - December 2017

| | |
|--------------------|--|
| Weather: | 16 - Snow Storms, Severe Weather |
| Search and Rescue: | 2 |
| Planned Events: | 5 |
| Public Health: | 3 - Ebola |
| Agriculture: | 1 - High Pathogenic Avian Flu (Indiana Bird Flu outbreak) |
| Exercises: | 4 - Chemical Stockpile Emergency Preparedness Program, Communications |

State 24-hour Warning Point

Total Incidents Reported: 7,052 for January - December 2017

| | |
|--------------------|---|
| Typical Incidents: | Fire Investigations, Rescue Responses, Hazardous Material Releases, Vehicle Accidents, Underground Storage Tanks, |
|--------------------|---|

Federal Emergency Management Performance Grant

Grant Purpose: build, sustain, and deliver core emergency management capabilities

Awarding Agency: Federal Emergency Management Agency (FEMA)

Grant Requirement: must match federal award, dollar for dollar

Kentucky Award Analysis:

| | |
|-----------------------------------|----------------------------|
| KYEM Award Total | \$ 5,475,198 |
| Less Sub Award to Counties | <u>\$ 2,737,599</u> |
| KYEM Balance | \$ 2,737,599 |
| | |
| KYEM Required Match | \$ 2,737,599 |



Disaster Declarations 2008 - 2018



| | | | |
|--|--------------|-------------|--------------------------------------|
| | 0 Disasters | 1 County | Population NOT Affected: 18,306 |
| | 1 Disaster | 5 Counties | Population Affected: 475,160 |
| | 2 Disasters | 7 Counties | Population Affected: 262,353 |
| | 3 Disasters | 19 Counties | Population Affected: 712,990 |
| | 4 Disasters | 21 Counties | Population Affected: 631,715 |
| | 5 Disasters | 22 Counties | Population Affected: 1,467,611 |
| | 6 Disasters | 14 Counties | Population Affected: 348,773 |
| | 7 Disasters | 16 Counties | Population Affected: 299,461 |
| | 8 Disasters | 9 Counties | Population Affected: 155,695 |
| | 9 Disasters | 2 Counties | Population Affected: 30,269 |
| | 10 Disasters | 3 County | Population Affected: 38,419 |
| | 11 Disasters | 1 County | Population Affected: 13,333 |
| | | | Total Population Affected: 4,321,061 |
| | | | Kentucky Population: 4,339,367 |

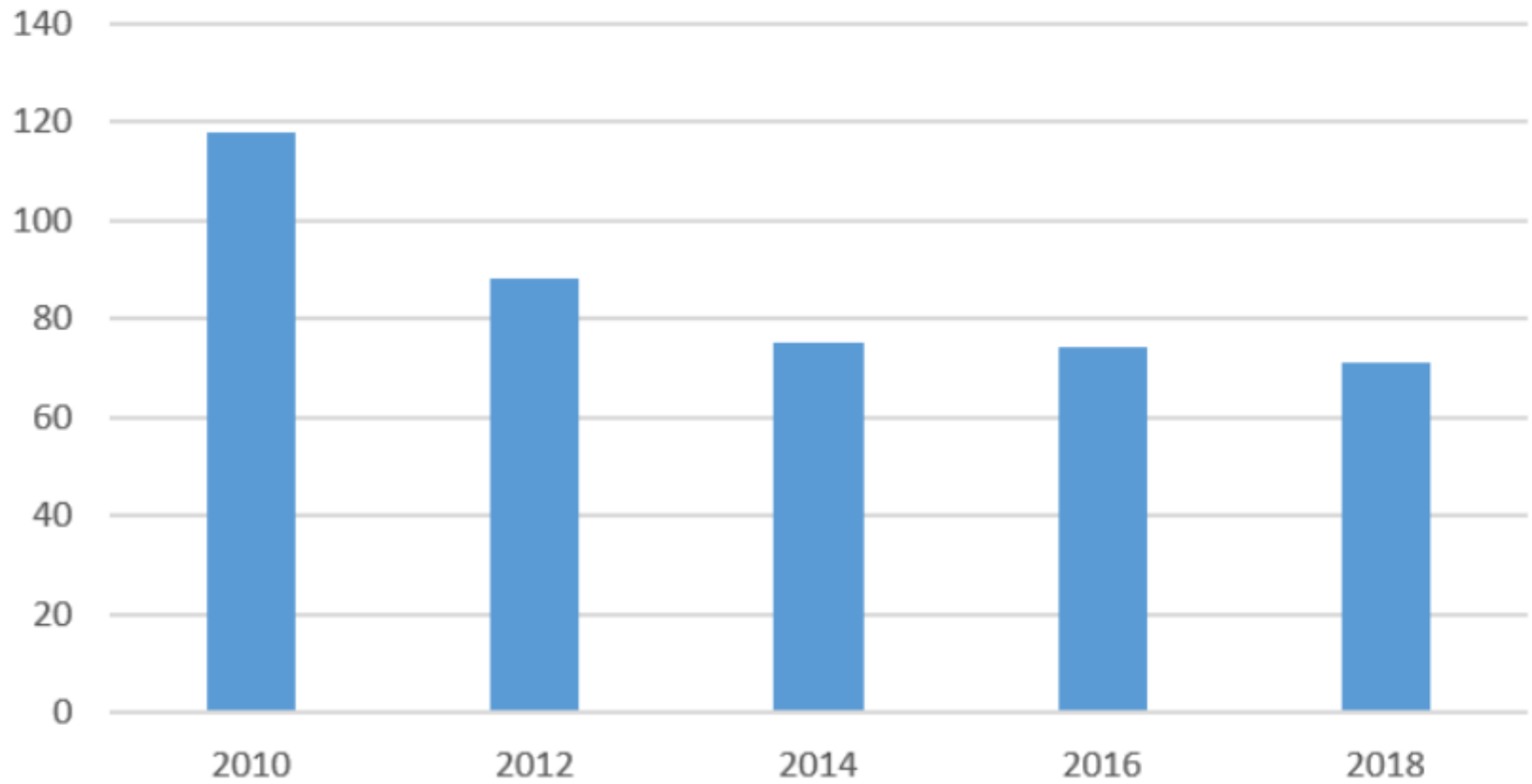
| Disasters | Declaration Date | # of Counties Affected | # of Applicants | Disaster Damage Estimate | Population Affected |
|--------------------------------------|------------------|------------------------|-----------------|--------------------------|---------------------|
| DR 1746 Severe Storms/Tornadoes | 2/21/2008 | 18 | 62 | \$6.4 Million | 396,231 |
| DR 1757 Severe Storms/Flooding | 5/19/2008 | 15 | 32 | \$5 Million | 203,487 |
| DR 1802 Severe Storms/ Wind | 10/9/2008 | 34 | 247 | \$25.3 Million | 1,763,728 |
| DR 1818 Ice Storm/Flooding | 2/5/2009 | 103 | 779 | \$330 Million | 3,578,753 |
| DR 1841 Severe Storms/ Flooding | 5/29/2009 | 22 | 56 | \$38.6 Million | 458,396 |
| DR 1855 Louisville Flooding | 8/14/2009 | 2 | 38 | \$6.2 Million | 701,729 |
| DR 1912 Severe Storms/Flooding | 5/11/2010 | 77 | 179 | \$28.4 Million | 1,505,594 |
| DR 1925 Severe Storms/Flooding | 7/23/2010 | 6 | 27 | \$8.6 Million | 220,674 |
| DR 1976 Severe Storms/Flooding | 5/4/2011 | 76 | 176 | \$43.7 Million | 1,919,735 |
| DR 4008 East KY Flooding | 7/25/2011 | 7 | 21 | \$5.4 Million | 140,730 |
| DR 4057 Severe Storms/Tornadoes | 3/6/2012 | 16 | 61 | \$32.4 Million | 412,668 |
| DR 4196 Severe Storms /Flooding | 9/30/14 | 4 | 19 | \$6.1 Million | 144,177 |
| DR 4216 Severe Winter Storm | 4/30/15 | 41 | 123 | \$9 Million | 571,238 |
| DR 4217 Severe Storms /Flooding | 5/1/15 | 28 | 60 | \$24.6 Million | 1,353,619 |
| DR 4218 Severe Winter Storm/Flooding | 5/12/15 | 59 | 157 | \$26 Million | 1,330,717 |
| DR 4239 Severe Storms/Flooding | 8/12/15 | 34 | 63 | \$14.4 Million | 520,882 |
| DR 4278 Severe Storms/Flooding | 8/26/16 | 20 | 44 | \$8.3 Million | 561,434 |
| DR 4358 Severe Storms/Flooding | 4/12/18 | 22 | 43 | \$18.4 Million | 487,624 |
| DR 4361 Severe Storms/Flooding | 4/26/18 | 34 | 72 | \$24.7 Million | 2,287,568 |

Disaster Declarations 2008 - Present

| Disaster Number | Event Description | Date Declared | Public Assistance Value | Individual Assistance | Hazard Mitigation Value | Number of Projects | Flooding | Winter Storm | Severe Wind | Tornado | Severe Winter Storms | Land/ Mud-slides | Snow Storm | Severe Storms |
|-----------------|-------------------|---------------|-------------------------|-----------------------|-------------------------|--------------------|----------|--------------|-------------|---------|----------------------|------------------|------------|---------------|
| 1746 | Winter Stm. | 2/21/2008 | \$6,419,234 | \$1,466,605 | \$2,300,485 | 254 | x | | x | x | x | | | x |
| 1757* | Flooding | 5/19/2008 | \$4,987,156 | | \$524,785 | 252 | x | | | | | x | | x |
| 1802 | Ike - Wind | 10/9/2008 | \$25,364,157 | | \$2,731,703 | 508 | | x | | | | | | |
| 1818 | Ice | 2/5/2009 | \$329,968,208 | | \$66,063,257 | 2,640 | x | x | | | x | | | |
| 1841 | Flooding | 5/29/2009 | \$38,603,034 | \$15,177,446 | \$9,859,588 | 1,269 | x | | | x | | x | | x |
| 1855 | Louisville | 8/14/2009 | \$6,616,999 | \$17,701,502 | \$7,335,686 | 547 | x | | x | | | | | x |
| 1912 | Flooding | 5/11/2010 | \$28,410,722 | \$20,784,629 | \$9,884,338 | 467 | x | | | x | | x | | x |
| 1925 | Flooding | 7/23/2010 | \$8,682,341 | \$10,602,929 | \$4,118,251 | 855 | x | | | | | x | | x |
| 1976 | Flooding | 5/4/2011 | \$43,723,987 | \$9,239,830 | \$8,319,661 | 1,478 | x | | | x | | | | x |
| 4008 | Flooding | 7/25/2011 | \$5,447,572 | \$2,886,169 | \$1,498,346 | 288 | x | | | x | | | | x |
| 4057 | Tornadoes | 3/6/20012 | \$32,456,792 | \$10,409,047 | \$5,113,904 | 469 | x | | x | x | | | | x |
| 4196 | Severe Storms | 9/30/2014 | \$6,190,480 | | \$1,025,589 | 64 | x | | | | | x | | x |
| 4216 | Winter Stm. | 4/30/2015 | \$8,325,524 | | \$1,120,591 | 267 | x | x | | | x | x | x | |
| 4217 | Flooding | 5/1/2015 | \$24,550,818 | \$4,078,941 | \$4,929,877 | 308 | x | | | x | | x | | x |
| 4218 | Winter Stm. | 5/12/2015 | \$27,636,803 | | \$5,349,823 | 445 | x | x | | | x | x | x | |
| 4239 | July Flooding | 8/12/2015 | \$14,214,356 | \$5,573,260 | \$2,982,435 | 284 | x | | x | x | x | x | | |
| 4278 | Severe Storms | 8/26/2016 | \$ 8,378,876 | | \$ 1,310,000 | | x | | x | | | x | | x |
| 4358 | Feb. Flood | 4/12/2018 | \$ 18,554,689 | | \$ 5,844,727 | 787 | x | | x | x | | x | | x |
| 4361 | Feb. Flood | 4/26/2018 | \$ 24,726,412 | | \$ 3,708,961 | 1,198 | x | | x | | | x | | x |
| | | | \$663,258,160 | \$97,920,358 | \$144,022,007 | | | | | | | | | |

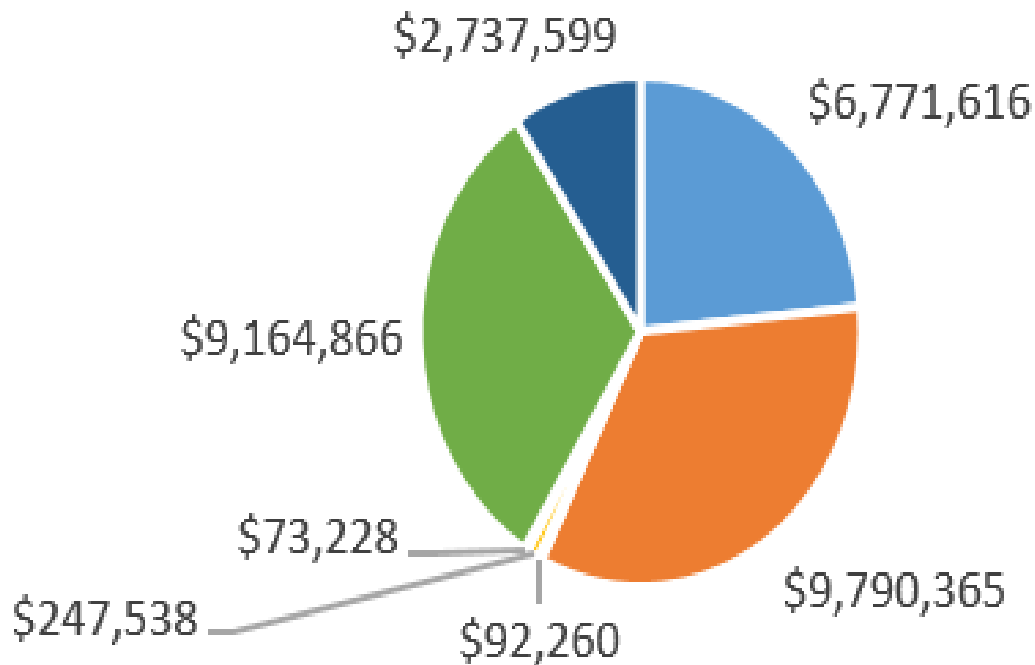
Includes 119 counties, 1,899 applicants, 12,361 projects

Number of KYEM Employees



2017 Distributions to Local Programs

\$28.9 Million



- FEMA Public Assistance
- FEMA Mitigation
- FHA Hazardout Materials
- LEPC
- Search and Rescue
- FEMA CSEPP
- FEMA EMPG

Kentucky Emergency Management Agency Challenges:

- Conclusion of CSEPP in 2023, creating a \$1.5 million annual budget deficit for KYEM
- Declining staffing level due to:
 - Cost
 - Non Merit Positions
 - Private Sector
- Increasing number and severity of disasters
- State management of future disaster declarations
- Numerous counties with part time or no emergency director; challenge of some counties to provide adequate local response to severe incidents and disaster events
- Increased incidents of waste, fraud, abuse of federal awards by subrecipients



