




**KENTUCKY'S EQUINE
ECONOMIC ADVOCATE**

THE PLIGHT OF KENTUCKY'S EQUINE WORKFORCE

Elisabeth Jensen


Kentucky Equine Education Project





**KENTUCKY'S EQUINE
ECONOMIC ADVOCATE**

DATA



THE EQUINE INDUSTRY'S IMPACT ON KENTUCKY



KENTUCKY'S EQUINE
ECONOMIC ADVOCATE

- **\$5.2 billion** annual state impact of the horse industry.
- **\$2.75 billion** total contribution to GDP.
- **60,494** direct and indirect jobs.
- **#1 Ranking** in impact on Kentucky's economy, including tourism.


SINCE 2015, KENTUCKY HAS SEEN



**KENTUCKY'S EQUINE
ECONOMIC ADVOCATE**

- 55,143 NEW jobs
- 20.2 BILLION in new business investment
- 1,191 new/expanded facilities

Source: Kentucky Cabinet for Economic Development





57.6% KY workforce participation rate vs. **62.7%** US

SOURCE: KYSHRM 2017



8.1% disability rate, compared to **4.7%** nationally



More than **35,500** state and county inmates



Third highest state in opioid drug overdose deaths

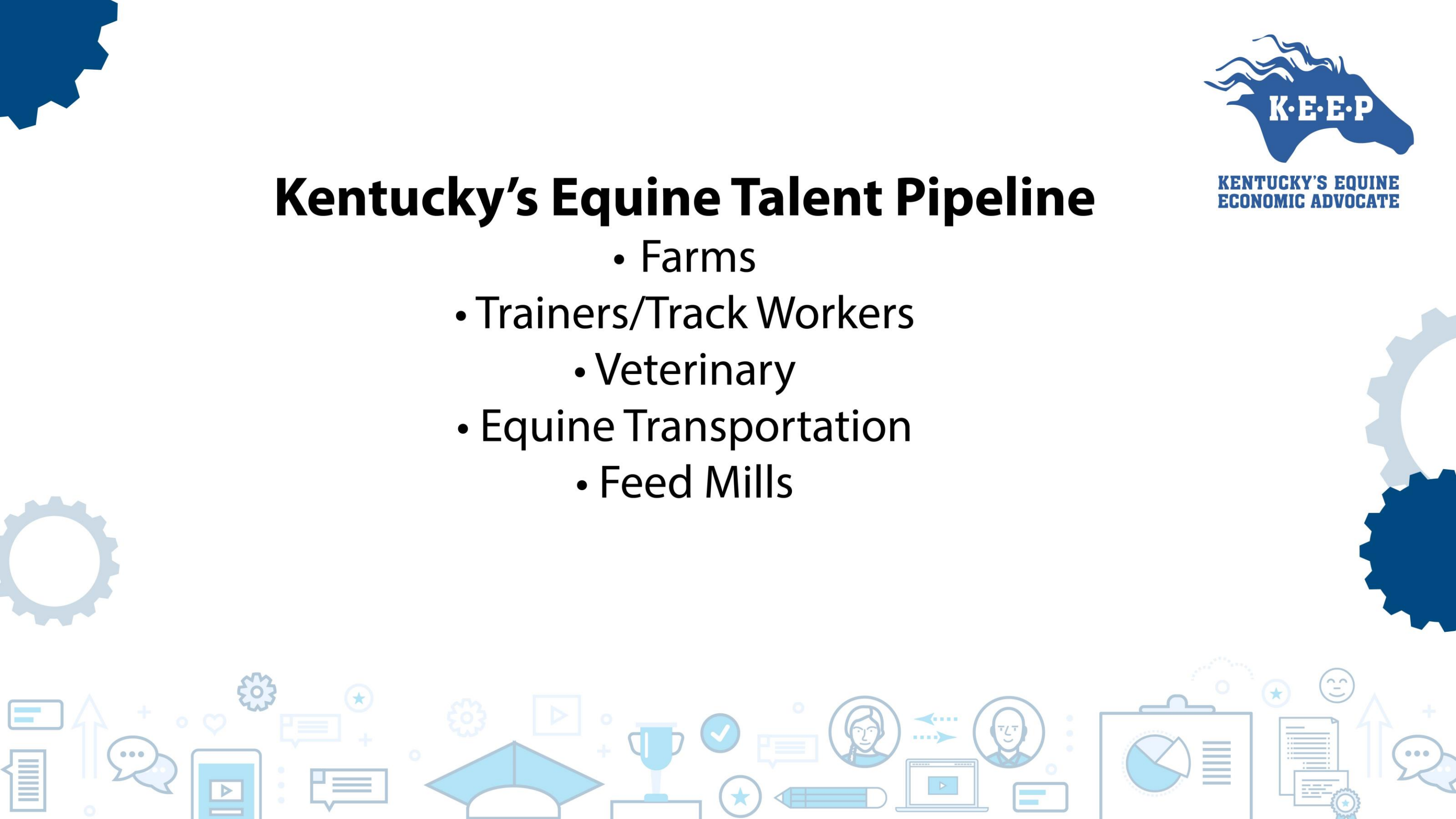




KENTUCKY'S EQUINE
ECONOMIC ADVOCATE

Kentucky's Equine Talent Pipeline


- Farms
- Trainers/Track Workers
 - Veterinary
- Equine Transportation
 - Feed Mills





**KENTUCKY'S EQUINE
ECONOMIC ADVOCATE**

INDUSTRY DEMAND PER EMPLOYERS



THOROUGHBRED TRAINERS




**KENTUCKY'S EQUINE
ECONOMIC ADVOCATE**

Needs anticipated on only 16 Central Kentucky farms between March 2019 and March 2021:

- 338 Entry level grooms
- 111 Senior level grooms
- 449 Total grooms

These employers have identified grooms, night watchmen, and barn foremans as their most critical positions while also being their most difficult to fill and retain.



EQUINE TRANSPORTATION & SHIPPING



**KENTUCKY'S EQUINE
ECONOMIC ADVOCATE**

Needs anticipated by 4 Kentucky companies between June 2019 and June 2022:

- 24 CDL drivers with equine experience

These employers have identified CDL drivers and dispatchers as their most critical positions while also being their most difficult to fill.

