

# Vote NO to Vape Product Restrictions!




# Nicotine Issue





- Banning products will cause an increase in combustible tobacco usage.
- The average customer at a vape shop uses between 3mg and 6mg nicotine per ml liquid. This is a very low level of nicotine.
- Vuse and Juul (big Tobacco) only carry 50mg nicotine per ml products.
- Vuse and Juul (big Tobacco) are one of the few products that will be allowed post 2025 under the new proposed law.
- The new law will ban all devices that allow you to choose your own nicotine strength and force users to only buy prepackaged high nicotine products.



# Vape Shop 1 (Jeffersontown, KY)



# Vape Shop 2 (Lexington, KY)



# Gas Station 1 (Speedway Louisville, KY)



# Gas Station 2 (Thorntons, Jeffersontown, KY)





## Economic Impact

- Every vape shop will be closed due to banning 99% of their products on their shelves.
- Loss of 3000+ jobs and closure of over 400 mom and pop stores.
- Loss in millions of dollars of vaping tax revenue by having customers cross state lines for product.

## Health Impact

- Tens of thousands of vapers to revert back to smoking cigarettes.
- Tens of thousands of vapers forced to use higher nicotine products.
- Products will only be available in gas stations and C-stores which are the number one violators for selling to minors.

This new vaping bill will give a monopoly to big tobacco and kill small vapor businesses in Kentucky!







VAPOR TECHNOLOGY  
ASSOCIATION

The Economic Impact of the Vapor Industry 2021  
KENTUCKY

DIRECT ECONOMIC IMPACT	Jobs	Wages	Output
Vape Store Retail Jobs	719	\$12,947,900	\$29,428,500
All Other Retail Jobs	337	\$9,038,100	\$22,066,100
Wholesale Jobs	72	\$4,712,500	\$20,910,100
E-Liquid Manufacturing Jobs	60	\$6,110,300	\$36,283,200
Component Manufacturing Jobs	554	\$25,658,100	\$88,264,000
<b>Total</b>	<b>1,742</b>	<b>\$58,466,900</b>	<b>\$196,951,900</b>

SUPPLIER ECONOMIC IMPACT	Jobs	Wages	Output
Agriculture	18	\$603,800	\$1,364,600
Mining	4	\$69,700	\$1,138,900
Construction	7	\$385,000	\$1,383,800
Manufacturing	55	\$4,209,000	\$29,586,600
Wholesale	52	\$4,040,700	\$14,517,000
Retail	8	\$290,500	\$902,300
Transportation & Communication	98	\$6,855,000	\$25,312,500
Finance, Insurance & Real Estate	86	\$3,723,700	\$18,838,900
Business & Personal Services	244	\$14,130,600	\$28,273,000
Travel & Entertainment	41	\$1,097,800	\$2,840,400
Government	15	\$1,304,100	\$3,128,700
Other	0	\$0	\$0
<b>Total</b>	<b>628</b>	<b>\$36,709,900</b>	<b>\$127,286,700</b>

INDUCED ECONOMIC IMPACT	Jobs	Wages	Output
Agriculture	19	\$374,300	\$1,327,800
Mining	2	\$85,100	\$779,600
Construction	7	\$346,400	\$1,319,900
Manufacturing	31	\$2,229,700	\$18,330,300
Wholesale	24	\$1,816,400	\$7,397,500
Retail	119	\$3,533,900	\$9,962,600
Transportation & Communication	52	\$3,724,400	\$16,455,900
Finance, Insurance & Real Estate	63	\$3,153,500	\$23,949,300
Business & Personal Services	359	\$18,700,900	\$38,286,000
Travel & Entertainment	134	\$3,360,000	\$9,833,700
Government	11	\$901,300	\$2,708,300
Other	23	\$836,000	\$1,564,900
<b>Total</b>	<b>844</b>	<b>\$39,061,900</b>	<b>\$131,915,800</b>

	Jobs	Wages	Output
<b>TOTAL ECONOMIC IMPACT</b>	<b>3,214</b>	<b>\$134,238,700</b>	<b>\$456,154,400</b>

TAX IMPACT	TAXES GENERATED
Business Taxes Generated	\$45,518,700
Federal	\$25,877,200
State	\$19,641,500
Consumption Taxes Generated	\$41,493,100
<b>Total Taxes</b>	<b>\$87,011,800</b>

## **E-cigarette Flavor Restrictions' Effects on Tobacco Product Sales**

Abigail S Friedman PhD,<sup>a</sup> Alex C. Liber PhD,<sup>b</sup> Alyssa Crippen PhD,<sup>a</sup> Michael F. Pesko PhD<sup>c</sup>

<sup>a</sup> Department of Health Policy & Management, Yale School of Public Health, Yale University, New Haven, CT.

<sup>b</sup> Lombardi Comprehensive Cancer Center, Department of Oncology, Georgetown University School of Medicine, Washington D.C.

<sup>c</sup> Department of Economics, University of Missouri, Columbia, MO.

**Corresponding Author:** Abigail S Friedman. E-mail: [abigail.friedman@yale.edu](mailto:abigail.friedman@yale.edu)

**Version:** September 26<sup>th</sup>, 2023

### **Abstract**

Over 375 US localities and 7 states have adopted permanent restrictions on sales of flavored electronic nicotine delivery systems (“ENDS”). These policies’ effects on combustible cigarette use (“smoking”), a more lethal habit, remain unclear. Matching new flavor policy data to retail sales data, we find a tradeoff of 15 additional cigarettes for every 1 less 0.7 mL ENDS pod sold due to ENDS flavor restrictions. Further, cigarette sales increase even among brands disproportionately used by underage youth. Thus, any public health benefits of reducing ENDS use via flavor restrictions may be offset by public health costs from increased cigarette sales.

**Conflicts of Interest:** None. None of the authors have ever accepted funds from the tobacco or vaping industries.

**Funding:** This research is supported by a rapid response project through the Center for the Assessment of Tobacco Regulations, funded by National Institutes of Health (NIH) award number 5U54CA229974-05 from the National Cancer Institute (NCI) and Food and Drug Administration (FDA), and by award number R01DA045016 from the National Institutes on Drug Abuse (NIDA). Funders had no role in the design and conduct of the study; collection, management, analysis, and interpretation of the data; preparation, review, or approval of the manuscript; and decision to submit the manuscript for publication. Content is solely the responsibility of the authors and does not necessarily represent the official views of the NIH, NCI, FDA, or NIDA.

**Acknowledgments:** We thank audiences at SDSU’s Center for Health Economics and Policy Studies, the 2023 E-Cigarette Summit USA, the American Society of Health Economists Annual Meeting, and the International Tobacco Control Policy Evaluation Project for helpful feedback.