



Common ground for the Commonwealth.

VISIT WHITNEYSTRONG.ORG

Kentucky Gun Deaths in 2021



947

gun deaths in
Kentucky, including



93

children and
teens (0-19)



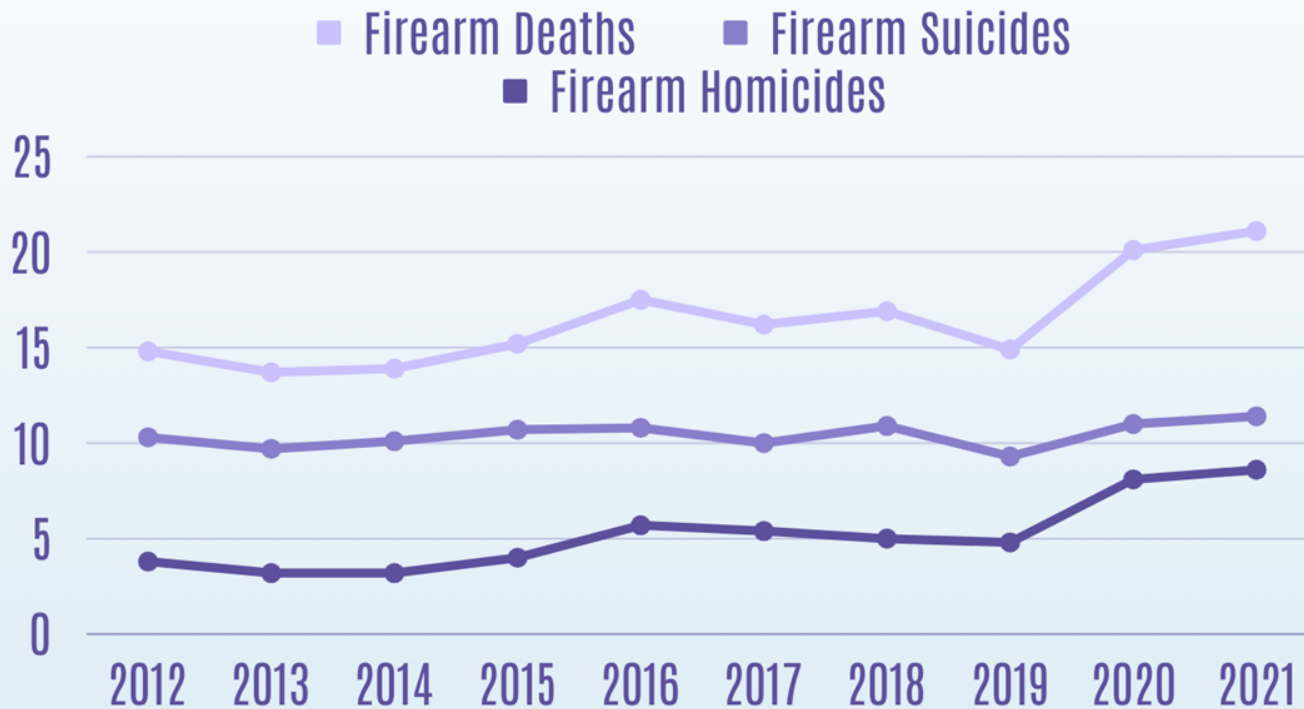
An average of 1
person killed every 9
hours



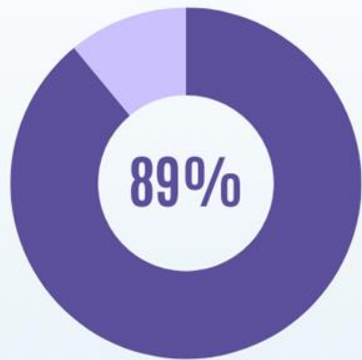
56%

A majority of
Kentucky's gun
deaths are suicide

From 2012 to 2021 the gun death rate increased 43%



Firearms are the most common method for homicide in Kentucky



Homicides by firearm



Black people are nearly 14 times as likely to die by gun homicide than their white counterparts.



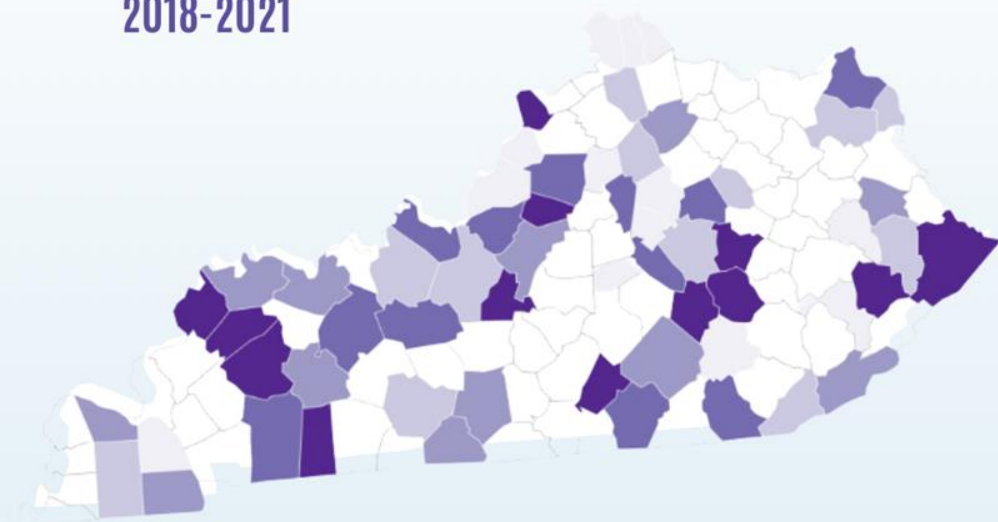
Homicide with a firearm impacts males at a rate that is 5X higher than females



The gun homicide rate is nearly twice as high in urban counties compared to rural counties.

Rural counties in Kentucky had a gun suicide rate 1.4 times as high as urban counties.

2018-2021



Age-Adjusted
Rate

0 - 9.56

9.56 - 11.44

11.44 - 13.47

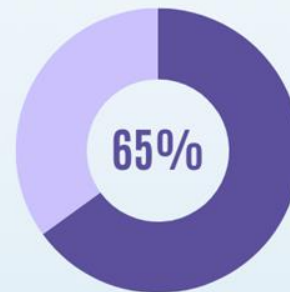
13.47 - 15.46

15.46+

Age-adjusted rate per 100,000



Suicide by firearm impacts males at a rate that is 8X higher than females.



In 2021, 65% of all suicides in Kentucky were completed with a firearm.



Common ground for the Commonwealth.

VISIT WHITNEYSTRONG.ORG