

The background of the slide is a composite image. The top-left portion shows a line of yellow school buses, with the word 'SCHOOL BUS' visible on the front of one. The bottom-left portion shows a classroom with blue walls, decorated with colorful balloons and framed pictures. Several desks and chairs are arranged in the room.

Educator Workforce Data

Jason E. Glass, Ed.D., Commissioner

House Education Committee

February 7, 2023



Kentucky Department of

E D U C A T I O N

How Many Teachers Are Coming In?

Five-Year Trend: Teacher Preparation Completion

Year	Total Annual Traditional Pathway Completers	Total Annual Alternative Pathway Completers
2020-2021	1,662	573
2019-2020	1,728	491
2018-2019	1,706	483
2017-2018	1,842	559
2016-2017	1,799	263

Source: Kentucky State Title II Report

Teaching & Learning Career Pathway / Educators Rising

Academic Year	Teaching & Learning Pathway Enrollment	Educators Rising Chapters	Educators Rising Enrollment
2022-2023	2,002	102	705
2021-2022	1,751	33	500
2020-2021	1,563	6	83



How Many Teachers Are Leaving?

Five-Year Trend: Teacher Turnover Data

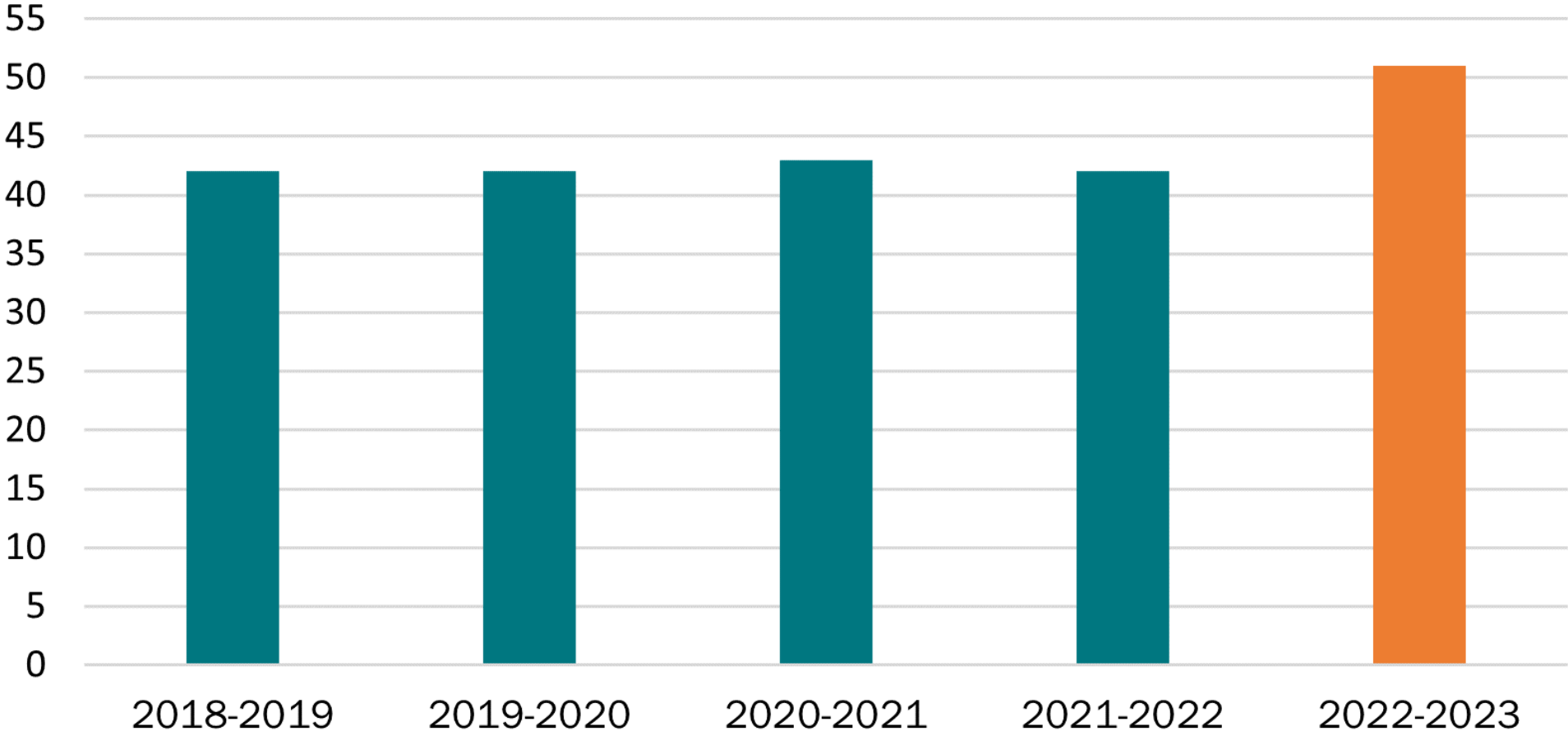
	Total FTE	Average Years Experience	Teacher Turnover	Turnover %
2021-2022	43,501	11.8	9,974	20.4%
2020-2021	42,525	12.1	7,150	16.2%
2019-2020	42,278	12	8,154	18.2%
2018-2019	41,832	12	8,341	18.4%
2017-2018	42,060	N/A	7,853	17.0%

Source: www.kyschoolreportcard.com

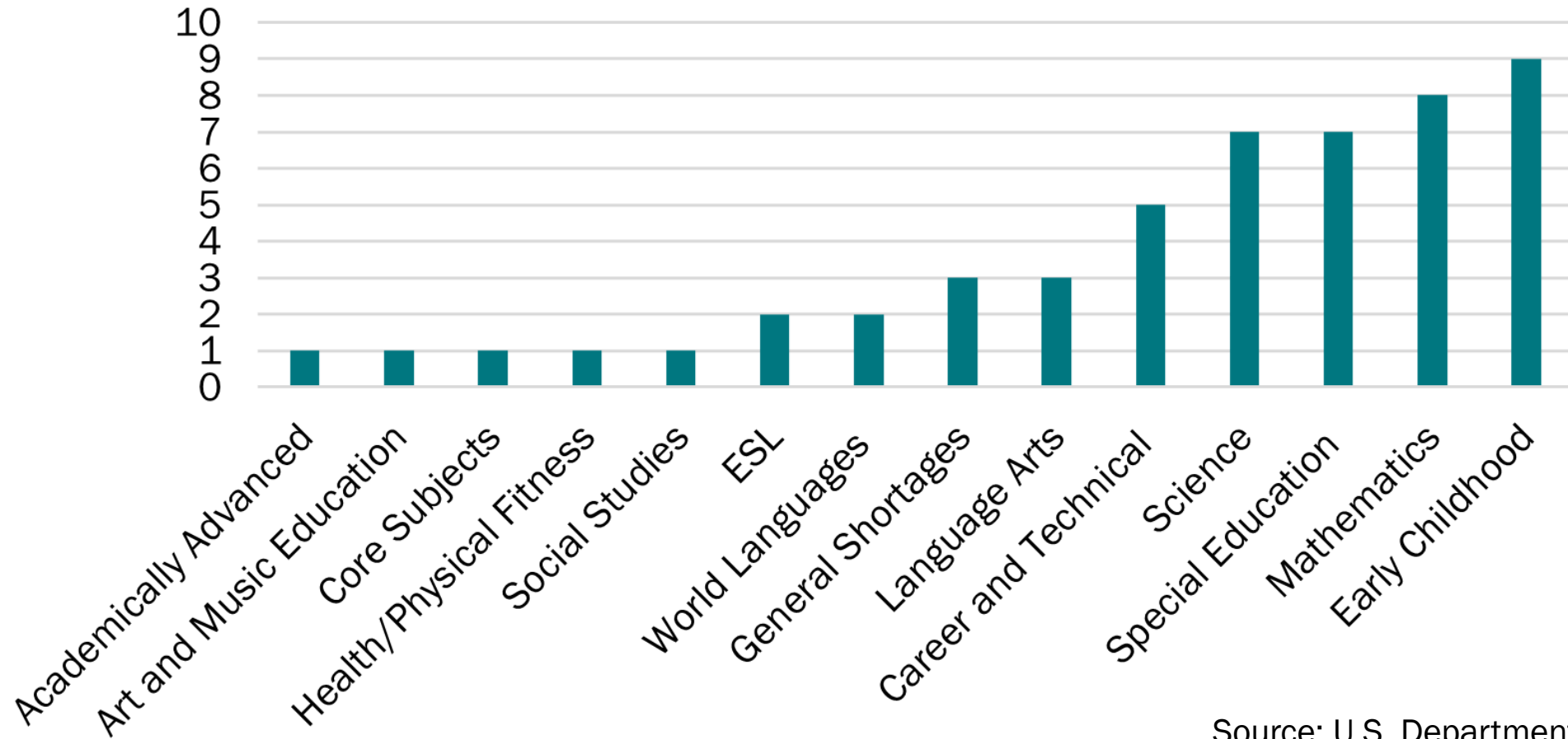
Critical Shortage Areas

- A critical shortage area is defined as a lack of certified teachers in particular subject areas and/or grade levels.
- Critical shortage areas are reported to the U.S. Department of Education annually by Local Workforce Development Area.
- Shortage areas are defined using the prior school year's hiring data.

Five-Year Trend: Reported Critical Shortage Areas for Kentucky



Kentucky Critical Shortage Areas by Subject 2022-2023



Source: U.S. Department of Education

What are School Districts Doing to Address the Shortage?

Emergency Teaching Certificates

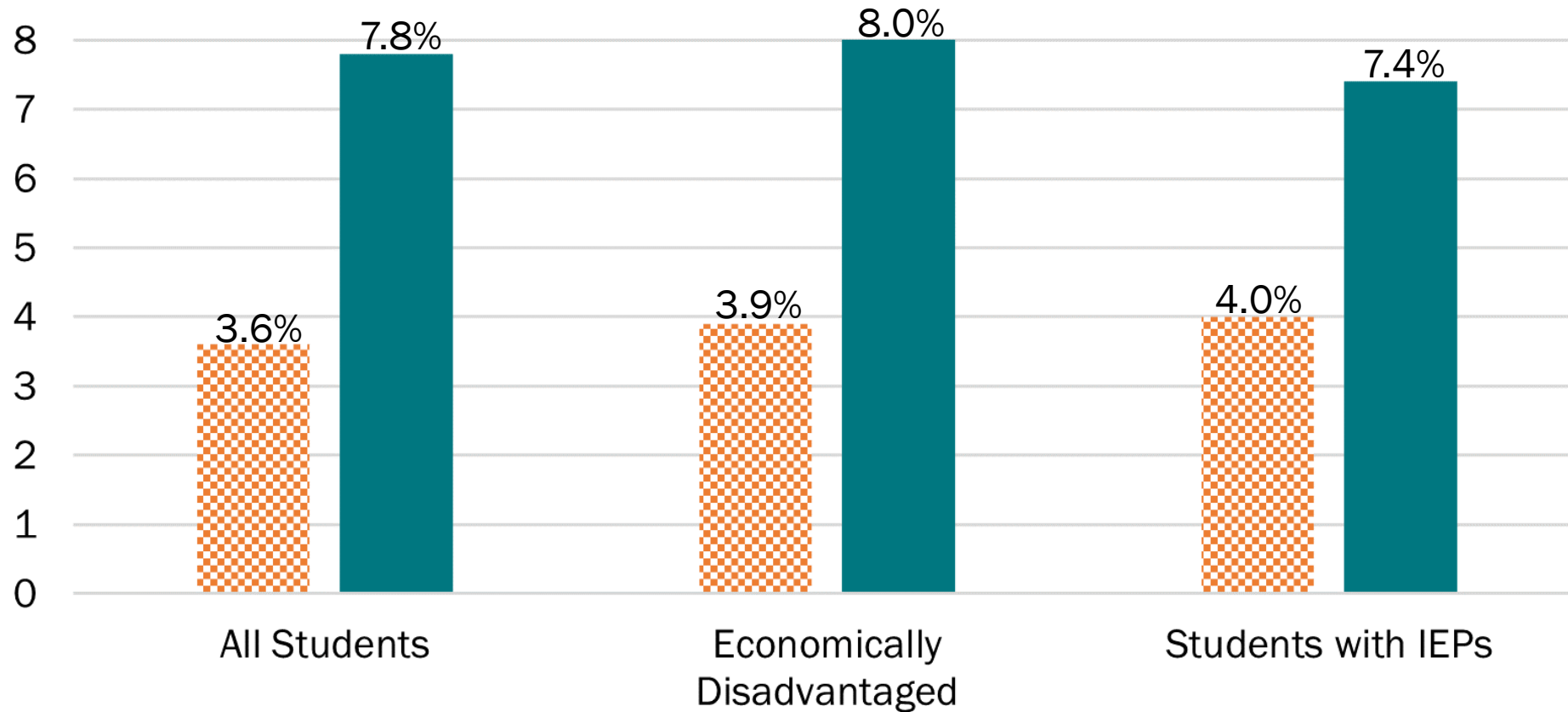
School Year	Total Emergency Certificates
2022-2023	1,156
2021-2022	896
2020-2021	464
2019-2020	594
2018-2019	440
2017-2018	383

Source: Kentucky Educator Credentialing System (KECS)

Out-of-Field Teachers

- An out-of-field teacher does not meet all applicable Kentucky certification requirements in the subject area or grade level in which they are teaching.
- If an emergency certificate has been issued, the teacher is not considered out-of-field for reporting purposes.

Percentage of Students Taught by Out-of-Field Teachers



Source: www.kyschoolreportcard.com

Non-Title 1 Title 1

What Can WE Do?

Responding to the Shortage

- Pay
- Support
- Respect



Questions?